



Welcome to Korea!

COMMANDER NAVAL FORCES KOREA
COMMANDER FLEET ACTIVITIES CHINHAЕ



TABLE OF CONTENTS

WELCOME TO KOREA 1

KOREAN CULTURE & INFORMATION
THEATER SPECIFIC REQUIRED TRAINING
UNOFFICIAL INPROCESSING CHECKLIST

BEFORE YOU ARRIVE 8

MOVING OVERSEAS CHECKLIST
COMMUNICATING WITH YOUR SPONSOR
FINANCIAL PLANNING FOR PCS
MILITARY INSTALLATION INFO—CHINHAE
CELL PHONES & DIALING TO/FROM KOREA
PASSPORTS & VISAS
STATUS OF FORCES AGREEMENT (SOFA)
PCSing WITH PETS
EDUCATION & CHILDCARE
COPING WITH PCSing
SYMPTOMS OF CULTURE SHOCK
NAVY HOUSEHOLD GOODS
PLANNING FOR A NEW HOUSE
WHAT TO/NOT TO PACK
SHIPPING A VEHICLE

WHEN YOU ARRIVE 25

UNOFFICIAL CHECKLIST
GETTING TO KOREA
TAXIS WITH CFAC ACCESS
PERSONAL SECURITY
NONCOMBATANT EVACUATION OPERATIONS
THE KOREAN NATIONAL POLICE
EMERGENCY READINES—TYPHOONS
OFF-LIMITS AREAS AND ESTABLISHMENTS
RATION CONTROL INFORMATION
WIC OVERSEAS

LIVING IN KOREA 32

HOUSING IN CHINHAE
HOUSING ON THE ECONOMY
BUSAN NEIGHBORHOODS
LOAN LOCKER FLYER
PET REGISTRATION & VET TREATMENTS
BRINGING VISITORS ON BASE
FLEET & FAMILY SUPPORT CENTER FLYER

CFAC MAP
CFAC PHONE ROSTER
CFAC MWR & CYP INFO
NAVY SAPR INFO
BUSAN MAP & PHONE NUMBERS
ROK/ PIER 8 / BSC (PIER 5)
BUSAN SKY BIZ PHONE NUMBERS
NAVY HOUSING/FFSC/MWR
BUSAN SKY BIZ DIRECTIONS
MyNAVY FAMILY APP FLYER
TRANSLATION SERVICES
SHOPPING

TRANSPORTATION 51

PUBLIC TRANSPORTATION
BUSAN METRO
TAKING THE PUBLIC BUS

DRIVING IN KOREA 52

GETTING A LICENSE
VEHICLE INSURANCE
DRIVING CULTURE & TIPS
HOW TO PICK UP & REGISTER A POV IN BUSAN
ACCIDENTS & SECURITY DESK NUMBERS
ACCIDENT REPORTING PROCEDURES

STAYING HEALTHY IN KOREA 62

PREVALENT DISEASES & SPECIAL CONCERNS
HOSPITALS & MEDICAL CULTURE
BUSAN HEALTHCARE OPTIONS

KOREAN CURRENCY 71

CREDIT CARDS & EXCHANGE RATES
KOREAN BANK ACCOUNTS

MISC. INFO 73

RELIGIOUS SERVICES
CENTER FOR LANGUAGE,
REGIONAL EXPERTISE AND CULTURE
ONLINE RESOURCES FOR #LIVINGINKOREA
USEFUL APPS FOR #LIVINGINKOREA

LEGEND:



Sailor/Spouse's Suggestion: These boxes contain the personal opinions and comments made by sailors & families previously or currently living in Korea



These boxes contain details, contacts or resources to help you navigate your PCS move and get settled in Korea

**Neither the Department of the Navy nor the Fleet & Family Support Center nor any other component of the Department of Defense has approved, endorsed, or authorized this product/service.

WELCOME!

CONGRATULATIONS ON YOUR ORDERS TO KOREA!

Korea is a beautiful and fascinating country and though Korea's culture is very different from America's, the Western influence is readily apparent in most of the metropolitan areas. Because of this, Sailors assigned here often have the best of both worlds -- they can enjoy a foreign culture, but still experience a touch of home.

Because of its unique geographical location to Japan, China, South-east Asia, and even Russia, the Korean peninsula, aka "the pen" is considered an international hub of Asia. Approximately 70 percent of South Korea's land area is comprised of mountains and uplands that provide beautiful views sometimes all the way to the coast. Mount Halla (6,396 feet/1,950 meters) on Jeju Island is its tallest peak. South Korea as a whole, has a population of around 50 million people.



Despite what you may see or hear on the news, feel confident your new host country is safe. What's more, if any emergencies were to arise, evacuation procedures of all non-essential personnel are in place to ensure families are returned home long before the supposed threat of danger occurs.



MULTIPLE COMMANDS, MULTIPLE LOCATIONS

Command Naval Forces Korea (CNFK) personnel working and living in the metropolis city of Busan, where there is an abundance of social and cultural activities to explore. It is the second largest city in Korea as well as the largest port. With a metro population of 8.2 million people, the city has first class attractions and amazing and affordable public transportation. There are city-based activities such as museums, culture and art exhibits, and theater to enjoy. Luckily, the climate is very mild compared to the northern part of Korea and you can enjoy the outdoors for much of the year. For nature lovers there are a multitude of gorgeous hikes, coastal walks and quiet neighborhoods to explore plus several amazing beaches. There truly is something to enjoy in Busan no matter the season.

Commander Fleet Activities Chinhae (CFAC) is in the small city of Chinhae on the southeast tip of the Korean peninsula about 75 minutes from Busan. The city is cradled by the beautiful Jangbok Mountains. There is a population of around 182,000 people except in the spring when the population doubles as people come from all over the country for the most famous cherry blossom festival. Chinhae boasts more than 160,000 cherry blossom trees and so many picture-perfect views. The city is steep in history and there are many cultural assets to the locality, such as temples, museums and monuments. In 2010, the cities of Chinhae, Changwon and Masan merged and are officially known now as



Changwon, a region with many parks and sites of natural beauty.



There is a large Korean and U.S naval personnel population because Chinhae is also home to the largest Republic of Korea (ROK) Navy Base and the ROK Naval Academy. The atmosphere is relaxed and friendly and U.S sailors are generally made to feel welcomed by the locals. It is vital that we keep it this way and therefore it is important to remember that you are an ambassador for the Navy at all times.

KOREAN CULTURE & INFORMATION

LOCATION

GEOGRAPHY & TOPOGRAPHY

The Korean peninsula is divided just slightly north of the 38th parallel. The democratic Republic of Korea in the south and the communist government of North Korea are separated by a demilitarized zone. The peninsula, contiguous to the two continental powers of China and Russia to the north and nearby oceanic Japan to the south, functioned for a long time as a land bridge and had the advantage of easy access to the adjacent cultures but also the disadvantage of becoming the target of aggressive neighbors. South Korea shares a land boundary with North Korea of about 150 miles/238 kilometers.

Approximately 70 percent of South Korea's land area is comprised of mountains and uplands. Mount Halla (6,396 feet/1,950 meters) on Jeju Island is the tallest mountain. The longest rivers are the Naktong River, the Kum River, and the Han River, which flows through Seoul.

KOREAN NATIONAL SYMBOLS

NATIONAL FLAG

Korean flag is called "Taegukgi" in Korean. Its design symbolizes the principles of the yin and yang in Oriental philosophy. The circle in the center of Korean flag is divided into two equal parts. The upper red section represents the proactive cosmic forces of the yang. Conversely, the lower blue section represents the responsive cosmic forces of the yin. The two forces together embody the concepts of continual movement, balance and harmony that characterize the sphere of infinity. The circle is surrounded by four trigrams, one in each corner that symbolizes the four universal elements (as noted to the right).



NATIONAL FLOWER

The national flower of Korea is the Mugunghwa, rose of Sharon. Every year from July to October, a profusion of Mugunghwa blossoms graces the entire country. Unlike most flowers, Mugunghwa is remarkably tenacious and able to withstand both blight and insects. The flower's symbolic significance stems from the Korean word 'mugung', meaning immortality. This word accurately reflects the enduring nature of Korean culture, and the determination and perseverance of the Korean people.

NATIONAL ANTHEM

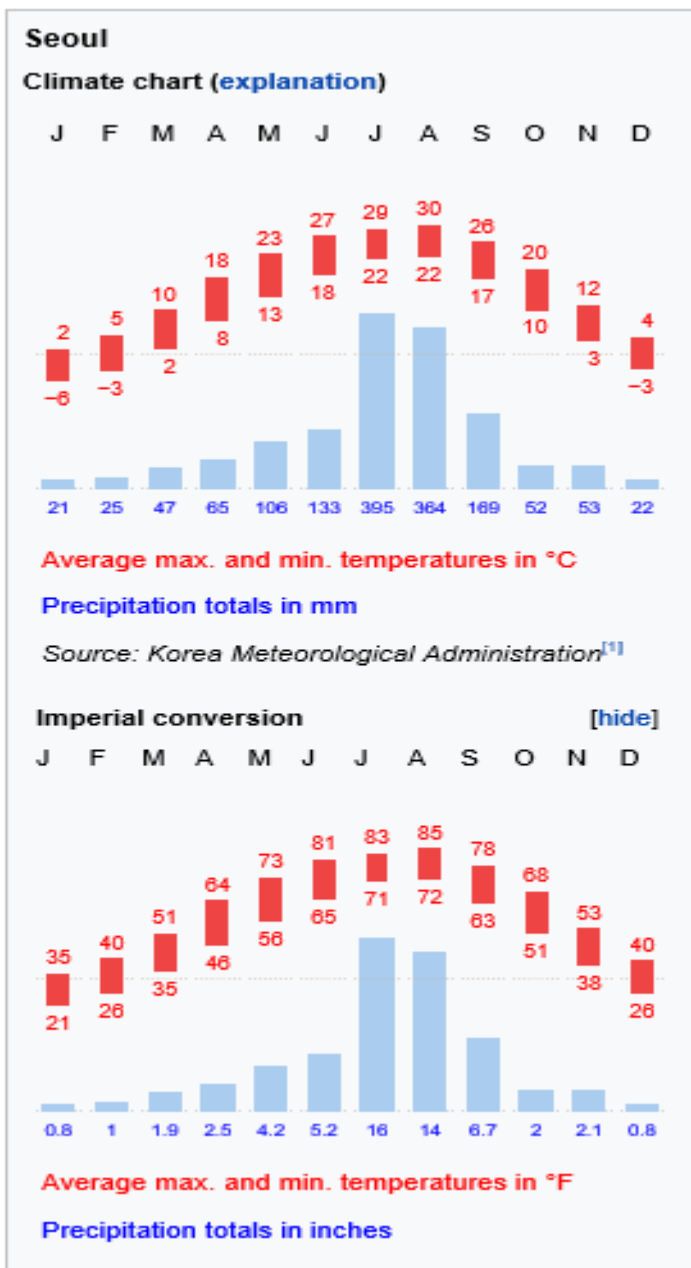
The Korean national anthem is "Aegukga," which means "Love the Country". Records show that a Western-style military band was formed during the time of the Dae-han Empire (1897-1910) and the "Dae-han Empire Aegukga" was composed in 1902 and played at important national functions. The original words of Aegukga appeared in a written form around 1907 to inspire allegiance to the nation and foster the spirit of independence as the country faced threats of foreign annexation. Over the years, the lyrics and tune have gone through several versions until they were adopted as the national anthem in the present form in 1948.

POPULATION & CROWDS

There are over 51 million people in South Korea, a third of whom live in Seoul area. But even the smaller cities are densely populated and quite congested. Expect a good bit of jostling and pushing in public places especially in the open air or street markets. Don't be shocked if you get pushed a bit as someone tries to get through the crowds. It may be annoying but try not to get angry or take it personally. Similar jockeying for position takes place on the roads and highways. Again, it's best to remain calm.

CLIMATE

Korea has four distinct seasons with dry, cold winters and short, hot humid summers with late monsoon rains and typhoons. Seoul's January mean temperature is 22 degrees F. to 35 degrees F. In July it is 73 degrees F. to 78 degrees F. The annual rainfall varies from year to year but usually averages more than 39 inches/100 centimeters. Of that total, two-thirds of the precipitation falls between June and September. Since Busan and Chinhae are in the southern part of the peninsula, the weather is less extreme than Seoul in the winter and summer but as coastal cities they can be quite windy.



POLLUTION

The air tends to get smoggy in the springtime and sporadically throughout the year. When this happens, the city will issue warnings and safety tips about staying indoors. Some apartments include built in filtration systems while you can also purchase your own portable systems. Additionally, there are many free apps you can download for up-to-date air quality ratings.

FOOD

Korean food is an acquired taste. Some people never get used to it while others quickly become addicted to the many flavors and dishes. But all would agree that it's not for the faint of heart as many dishes, such as Kimchi, are flavored with ground chili pepper, which grows in abundance here. A Korean meal typically consists of rice, soup, and a number of small vegetarian dishes such as spinach, bean sprouts, and tofu. Beef and pork are very popular and are often marinated and grilled at the table (Bulgogi and Kalbi). Also popular with foreigners are Yaki Mandu (fried dumplings) and Chapchae

(clear noodles with vegetables and beef). Korean chopsticks can be a little challenging at first as they are very thin, made of steel and quite slippery. Another change for many is being seated at a traditional style restaurant with low tables and cushions on the floor. If you eat out with Korean friends who are a bit older or just "old school", they may insist on paying especially if they made the invitation but try to return the favor at a later time. If you go out to eat in a group, like for Korean BBQ where you are sharing all the main dishes, it is pretty common to just pay for your portion and beverages at the cashiers.

LEARNING KOREAN



"A wise man can acquaint himself with Hangeul before the morning is over; a stupid man can learn them in the space of 10 days"

Learning the Alphabet: Known as Hangeul (or Hangeul), the Korean alphabet is considered one of the most efficient alphabets in the world and has garnered praise from language experts for its scientific design. Hangeul was created under King Sejong in 1446 who desired that the common people could read and write. Thus, Hangeul's original name, Hunmin Chong-um, literally meant "the correct sounds for instruction of the people."

Hangeul is a phonetic system consisting of 24 letters, and is not difficult to learn. Being able to decipher a little Hangeul is a very useful skill. The Korean spoken language is properly referred to as "Han gung mal." Because the sounds of Korean don't correspond precisely with those of English, their words are difficult to write in the Roman alphabet. Korea recently began to change the way it transliterates certain sounds to more accurately reflect their pronunciation, but not all of the signage has caught up with this spelling reform. Expect to see the same word written with either P/B, T/D, K/G, CH/J, O/EO. For example: Chinhae/Jinhae, Pusan/Busan, Taeku/Daegu, Cheju/Jeju, Pyongtaek/Pyeongtaek.

At first glance Hangeul might seem overwhelming and confusing but in less than 2 hours you can learn the symbols and sounds and begin working on vocabulary and phrases which will open so many doors during your experience in Korea. Learning to read street signs can help you find your way around while you may be surprised to find that so many restaurant menu items have the same pronunciation in Korean and English but are spelled in Hangeul. Reading Hangeul will also help with many pronunciation mistakes that hinder foreigners from communicating with taxi drivers, neighbors, and servers.

English has been taught in Korean schools, starting in the 1st grade, since 1998. In the past, English was taught in Korean schools, beginning in the 7th grade, with an emphasis on grammar instead of speaking. When you are speaking with Korean nationals, speak slowly and clearly to increase your chances of being understood.

Where Can I Learn Korean: From affordable books to free language apps there are so many resources available to learn Korean. The cities of Chinhae and Busan have a variety of language learning opportunities, or you can visit the Fleet & Family Support Center to borrow some language-learning books and audio curriculum. Search websites like Facebook and Meetup.com for more information or to find a local language exchange partner.

And Remember! A simple bow and a smile goes a long way! Like the rest of us, if someone sees you are trying, Koreans are often willing to lend a hand or forgive cultural faux pas if you lead with kindness first.

Basics Phrases

Goodbye (to person leaving) – Anyeonghi kaseyo

Goodbye (to person staying) – Anyeonghi kyeseoyo

You're welcome – Chon manhaeyo

How much? – Eolmayeyo?

Excuse me – Mian hamnida

It's delicious – Mah shi seumnida

Help! – Saram sallyeo yo

Where's the restroom? – Hwajangshil eodi iseoyo?

HOLIDAYS ETC.

LUNAR (VARIABLE-DATE) HOLIDAYS

On Lunar New Year and Chuseok (Korean Thanksgiving day), most Koreans make a pilgrimage to their hometown to celebrate with their parents and honor their ancestors. Stay off the roads during these 3-day festivals! All the nation's roads, from the interstates to village streets, are clogged with traffic during this time and a short trip can become a full day affair!

DATE	NAME OF HOLIDAY
Jan-Feb	Lunar New Year – 3 days
May	Buddha's Birthday
Sep-Oct	Chuseok (Korean Thanksgiving 3 days)

SOLAR (FIXED DATE) HOLIDAYS (*public holiday)

DATE	NAME OF HOLIDAY
*Jan 1	New Year's Day
*Mar 1	Independence Movement Day, commemorating the uprising against Japanese occupation in 1919
Apr 5	Arbor Day
Apr 19	Anniversary of the Student Revolution of 1960
*May 5	Children's Day
May 8	Parents' Day
*Jun 6	Memorial Day
Jul 17	Constitution Day
*Aug 15	Liberation Day, commemorating the liberation from Japan in 1945
Oct 1	Armed Forces Day
*Oct 3	National Foundation Day, in memory of Tan'gun (mythical 1 st Korean)
*Oct 9	Hangul Day, in honor of the Korean phonetic alphabet
Oct 24	United Nations Day
*Dec 25	Christmas

NAMES AND NAME CARDS

NAMES

Korean names consist of three parts: Traditionally the family name first (Kim) followed by a two-syllable first name (Dae-Jung), one of which is a generational name given to all members of the family. Women keep their maiden name even after marrying. However Korean prefers to address each other by their titles (teacher, elder sister, Johnnie's mommy, etc.) rather than by name. Those who interact frequently with Americans, however, are accustomed to being called by their first names. With people you don't know well, it is preferable to say Mr. Oh or Ms. Chong rather than Sang-soo or Yun-hee.

NAME CARDS

Koreans always carry a supply of their business cards, sometimes printed in English on one side, which they call name cards. Even shopkeepers will often hand you their card so you can find their shop again (some have little maps on them) or recommend them to your friends. When being handed a name card, receive it respectfully. Accept it with both hands, read it, and place it in a safe place such as your wallet. Don't stuff it in your back pocket, at least not in the presence of its owner.

GIFTS

Koreans are extremely generous and exchange gifts on many occasions. The appearance and presentation are as important as the present itself. A gift should always be wrapped in several layers: tissue or wrapping paper, ribbon, and perhaps a gift bag. The sincerity of the donor is reflected in the degree of care taken with the presentation. Like name cards, gifts should always be offered and accepted with both hands. If you attend a wedding or funeral, bring a small amount of money in a white envelope with your name written on it (not in red ink!), which you hand to the clerk at the door. It is very rude to hand someone cash directly, except of course when making purchases. It is always appropriate to bring a small hostess gift when invited to someone's home. Koreans will often bring common household necessities like gift sets of tissues, soaps or laundry detergent. Don't be surprised if you, too, receive such gifts if you invite Koreans over. Generally, Koreans will not open a gift in the donor's presence, in order not to embarrass him if the gift is a modest one. Koreans often exchange presents for the Chuseok holiday. You too may want to give something to your housekeeper, landlord, or friends at this time. Since it is a harvest festival, agricultural products such as alcoholic beverages, ginseng, honey or fruit are traditional gifts. Americans might consider giving homemade baked goods to their Korean friends.

DO'S AND DON'TS IN KOREA

DO

- Remove shoes when entering a home or traditional Eastern-style restaurant
- Show respect for the elderly by acting dignified and polite around them.
- Wait for older people at the table to start eating before you begin.
- Avoid comparing Korea to Japan (unless favorably).
- Take a small hostess gift if invited to a Korean home.
- Use both hands to give or receive gifts and money.



DO NOT

- **Wear shoes into a Korean home.**
- **Offer money or gift with one hand only, especially the left.** Always use both hands. This applies particularly to transactions with elders.
- **Write someone's name in red ink.** In Korea, this denotes death.
- **Stick chopsticks upright in a rice bowl.** This also denotes death, since Koreans only do this during a memorial service.
- **Touch people on the shoulder or head,** especially if they are older than you.
- **Motion to someone with the index finger.** This gesture is only used with pets; to beckon a person in this way is extremely disrespectful.
- **Put your feet up on a desk or chair.** This is considered rude behavior.
- **Blow your nose at the dinner table.** Like us, Koreans consider it disgusting for a person to blow his nose in the direction of others or while eating.

DO NOT BE SURPRISED...

- If brand-new acquaintances inquire about personal matters such as your age or marital status. It's a sign of interest, not nosiness.
- To see Koreans of the same sex linking arms or holding hands. Usually they are just friends.
- If you receive a last-minute invitation as Koreans are very spontaneous.
- Korean guests come early or late since time frames have a more fluid meaning here.

LAST BUT NOT LEAST: RESTROOMS

A few tips to help you out:

- You will find Western-style toilets in most homes, larger cities, some public buildings, and at highway rest stops. Elsewhere, expect the traditional squat toilet.
- Remember to carry tissues with you since Korean toilets do not always include this amenity.
- In some public restrooms the toilet paper is in the room near the sinks/doorway and not in the individual stall.
- If someone knocks on the stall door while you're in there, simply knock back to show it's occupied or the person might try to open the door.
- You also may notice that many restrooms will have signs instructing you to put the toilet paper in the toilet or in the trash as some old plumbing systems will get clogged easily. Please follow the signs to avoid any unfortunate and costly situations.

BEFORE YOU ARRIVE

Unofficial Simplified Checklist

WHAT

Obtain No-Fee Passports for all Family Members
Initiate Pet Paperwork
Research Schools and initiate transfer
Update Family Immunizations
Complete & email housing application
Ensure Driver's Licenses are current
Update Insurance: Auto, Renters, Home-Owners
Ensure all DEERS information is accurate so
you can sign up for

Complete theater specific training

WHEN

ASAP
ASAP
ASAP
6 weeks out
30 days out
30 days out
30 days out

<http://www.tricare-overseas.com>
<https://www.internationalsos.com/>
Prior to arrival

REQUIRED TRAINING

Click on the link button on the lower left side of the main page that says required training. This required training includes the welcome aboard video, training module, 350-2, and policy letters. You must provide proof of completion to initially shop in duty free outlets such as the exchange and commissary.



VISIT <http://www.usfk.mil/Newcomers/Training.aspx>



MOVING OVERSEAS CHECKLIST

Gather Information

- Meet with FFSC staff.
- Check out FFSC, command and base websites for new duty station.
- Research country. Go to the library and check online.

Upon Receipt of Orders

- Schedule overseas screening for all family members.
- Call or visit any transportation office or PPO.
- Go on move.mil to find tutorials about the Defense Personal Property System (DPS) to arrange the move of your household goods.
- Apply for no-fee passports. P Arrange interview with PSD. P Request a sponsor.
- Book temporary lodging at new duty station.

Three to Six Months Before the Move

- Notify housing or property manager.
- Prepare to rent or sell house.
- Track moving expenses and determine relocation allowances.
- Inventory household to determine what to ship, what to store, and what to sell.
- Determine if household pets can move overseas with you.
- Acquire original/copies of medical, dental and legal documents including marriage licenses, birth certificates, etc.
- Double check legal documents including marriage licenses, wills and powers of attorney, etc.

- Book military flights to host country up to three months in advance.
- Contact a TRICARE health benefits advisor.

Four to Eight Weeks Before the Move

- Contact utility companies.
- Contact insurance companies. Determine household and car insurance needs.
- Obtain change of address form online at www.usps.com/moversguide.com.
- Check all family member ID card expiration dates. Renew if any will expire during transit time to new duty location.
- Check driver's license expiration date. Renew so it will be valid when you return.
- Obtain international driver's license, if applicable or required.
- Notify schools.
- Obtain anti-terrorism training (dependents 14+).

One to Two Weeks Before the Move

- Contact TRICARE health-benefits adviser.
- Arrange child and pet care for packing and moving days.
- Double-check all travel arrangements and arrival plans.
- Separate items not to be packed with household goods.
- Obtain school or other records that need to be hand-carried.

COMMUNICATING WITH YOUR SPONSOR

What Should I Tell My Sponsor?

- About your family — spouse and/or children and/or pets — their names and ages.
- Your family's immediate needs: housing, schooling, etc.
- What type of housing you will need: on/off base, rent or buy.
- How you will be arriving — plane or car.
- Date and time of your arrival.
- Any special needs or concerns: exceptional family member, medical needs, etc.
- Make a checklist of things you want to tell or ask your sponsor. Keep it handy when you write, phone or e-mail.

Remember:

***Communication is a
2 way street and you
need to communicate
openly and honestly!***

What Should I Ask My Sponsor?

- Your sponsor will be able to answer many of your questions and assist you in various ways. If you are moving to Chinhae, visit Plan My Move on the MilitaryINSTALLATIONS website and prepare a list of questions about the area. If you are moving to Busan, research via tourism sites and your sponsor will be able to give you firsthand impressions and information.
- Ask your sponsor about their situation. Knowing if they are single or married, or have children, will help you know how available your sponsor will be for you. Find out what you can count on without imposing.
- Ask your sponsor what you need to know about the area. If you have school-age children, ask about the local schools. Find out about the job market for your spouse or teenage children. Inquire about housing and temporary lodging.
- Once you have arrived, your sponsor may be able to assist with transportation, a tour of the community, temporary housing or arranging child care.

If you're relocating overseas, ask your sponsor about:

Currency exchange	The climate
Housing options	The culture
Cost of living	What to bring
Child care	Schools

FINANCIAL PLANNING FOR PCS

Changes in Your Benefits, Entitlements and Allowances

Let's compare your current income at your current duty station to Korea by using the table below. Overseas Housing Allowance (OHA) tables can be found at <http://www.defensetravel.dod.mil/site/bahCalc.cfm> and <http://www.dfas.mil/militarymembers/payentitlements/military-pay-charts.html> displays pay scales on the DFAS site.

	Current Duty Station	Chinhae OR Busan	Difference
Base Pay			
BAS			
Special Pay			
COLA			
BAH / OHA			
TOTAL			

KOREA

Location: **UNIFIED CHANGWON CITY (CHINHAE, CHANGWON, MASAN)**

Location Code: **K R 0 0 5**

PAY PERIOD: **05-01-2021**

For an **E 6 with dependents**, the Overseas Housing Allowances are as follows:

Monthly Allowances Effective: 20200916	Local Currency	US DOLLARS
OHA Rental Allowance	1444444 SOUTH KOREAN WON	\$ 1316.84
Utility/Recurring Maintenance Allowance	853443 SOUTH KOREAN WON	\$ 778.05
Move-In-Housing Allowance (MIHA)	345911 SOUTH KOREAN WON	\$ 315.35

Climate code is: **2**

Rate of Exchange (ROE): **1096.89820015448** / ROE Effective: **20210501**



You can see from the samples below that there is a difference in the housing allowance for Chinhae versus Busan. Double check which city/command you have orders to so that you can plan accordingly as it might affect what HHG you ship here and your schooling options.

If you have children who will be attending school in Busan and you wish to live in Busan, you will have to request to live off base and need to find accommodations that fit within the Chinhae OHA.

Due to the lower budget, you may need to be more flexible in your housing amenities and you also may not end up living in the neighborhoods where many other military families unless you can afford to and want to pay out of pocket.

Location: **PUSAN** , Location Code: **K R 0 3 0**

PAY PERIOD: **05-01-2021**

For an **E 6 with dependents**, the Overseas Housing Allowances are as follows:

Monthly Allowances Effective: 20200916	Local Currency	US DOLLARS
OHA Rental Allowance	2400000 SOUTH KOREAN WON	\$ 2187.99
Utility/Recurring Maintenance Allowance	853443 SOUTH KOREAN WON	\$ 778.05
Move-In-Housing Allowance (MIHA)	345911 SOUTH KOREAN WON	\$ 315.35

Climate code is: **2**

Rate of Exchange (ROE): **1096.89820015448** / ROE Effective: **20210501**



Waiting for your TLA and reimbursements can take 2-4 months sometimes. It is **highly recommended** that you take advanced pay to make sure you can cover your food, lodging, and other bills without financial hardship.

MILITARY INSTALLATIONS INFO – CHINHAE

If receiving PCS orders to Commander Fleet Activities Chinhae, you can utilize the www.militaryinstallations.dod.mil website and find out more information about where you are going, as well as creating a tailored calendar of tasks for your move.

Military Installations

1. Enter “Chinhae” for installation
2. Click on “Go>>”
3. Explore Chinhae!
4. Create Installation booklet



Plan My Move

1. Click on Plan My Move on the right
2. Enter information regarding move
3. Click on “Start Building My Custom Checklist”
4. Tailored calendar is generated based on your family and provides prompted on what you need to do to prepare for your PCS
5. Logging in allows you to save the checklist and customize it further

A screenshot of the "Welcome to Plan My Move" form. The form is titled "Welcome to Plan My Move" and includes a sub-header "Plan My Move creates a custom checklist for your move, filled with information about the tasks you need to complete and how to complete them. Your checklist is tailored to the unique needs that you or your family have." Below this, there are three main sections: "Where are you currently stationed?" with a search bar, "Where are you moving to?" with a dropdown menu showing "Commander Fleet Activities Chinhae", and "Who are you?" with radio buttons for "Service Member" and "Family Member / Loved One". A large blue arrow points downwards from the "PLAN MY MOVE" link in the navigation menu towards the "Where are you moving to?" section.A screenshot of the "Start Building My Custom Checklist" form. The form is titled "Start Building My Custom Checklist" and includes a sub-header "Plan My Move creates a custom checklist for your move, filled with information about the tasks you need to complete and how to complete them. Your checklist is tailored to the unique needs that you or your family have." Below this, there are two main sections: "Financial" and "Paperwork". The "Financial" section includes a list of tasks such as "Calculate and put aside money to cover the cost of your move", "Check with your local Military and Family Support Center regarding information and policies to rehome spouses for re-licensing or re-certification fees as a result of PCS", "Research cost of living or pay at your new installation", "Change your address at your financial institutions, like banks and credit card companies", "Contact with your Military and Family Support Center for financial information and resources prior to your move", and "Check your financial and legal protections under the Servicemembers Civil Relief Act". The "Paperwork" section includes tasks like "Rescind your service member to complete all out-processing paperwork from your current installation" and "Register your vehicle at your new location and/or installation". A large blue arrow points downwards from the "START BUILDING MY CUSTOM CHECKLIST" button in the previous form towards the "Financial" section.

CELL PHONES & DIALING TO/FROM KOREA

DIALING INSTRUCTIONS: TO/FROM KOREA

- To call a commercial number from a DSN line, first dial '99'.

Dialing Instructions: From Korea To USA

002 + country code + area code + number

Ex. 002-1-234-567-8910 for U.S.

Breakdown of An International Phone Number

- 011 = International call from the U.S.
- 82 = Korea's Country Code
- City Code:
 - Busan = 51 Daegu = 53
 - Pyeongtaek/Osan = 31 Seoul = 2
 - Cell phones = 10 or 11

Ex. Call 051-212-3456 within Busan city: 212-3456

Ex. Call 051-212-3456 from in Korea: 051-212-3456

Calling into Korea: +82 XX XXXX YYYY. The leading "0" is dropped when dialing into South Korea from overseas.

Ex. Call 051-212-3456 from outside Korea: +82-51-212-3456

- Number is typically an eight digit number
- Google: "South Korea Telephone country codes" for more

Calling Korean Cell Phone Numbers From The U.S.

Cell phone prefixes are 010 or 011, so drop the first number and add 011-82 (to dial out of the US + Korea country code)

Ex. If the Korean cell number is 010-1234-5678, you would dial 011-82-10-1234-5678

Calling DSN Numbers

Calling DSN Numbers from a State Side commercial phone

To call Korea from the U.S.: 011-82 + area code minus '0' number

- 011-82-31-619-XXXX (for a 754 prefix)
- 011-82-31-690-XXXX (for a 753 prefix)

Calling DSN Numbers from a commercial phone in Korea

- FOR DSN 762 PREFIX dial 055-540-XXXX
- FOR DSN 763 PREFIX dial 050-3363-XXXX
- FOR DSN 753 PREFIX dial 050-3353-XXXX
- FOR DSN 754 PREFIX dial 050-3354-XXXX
- FOR DSN 755 PREFIX dial 050-3355-XXXX
- FOR DSN 756 PREFIX dial 050-3356-XXXX

Call DSN from another DSN 315-76X-XXXX

To dial an Air Force Installation you must dial a civilian prefix

- Kunsan AB dial 063-470-XXXX
- Osan AB dial 031-661-XXX
- Suwon AB dial 031-220-XXXX

CELL PHONES:

International plans from U.S. Cell Phone provider are usually not practical for 1+year orders in Korea. Many current cellular or smart phones, if unlocked, will work on a Korea Cellular network. There are several ways to acquire a local Korean SIM card. We highly recommend going through the mobile phone service desk on base. For a phone to work in Korea, it needs to satisfy these requirements:

1. Be unlocked – Contact your cellular network provider before you leave the U.S. to determine if you phone is unlocked.
2. Have a SIM card slot .
3. Support LTE data (latest generation smart phones) that operates on bands 3, 8, and 26 in Korea. If your phone does not support one of these bands, it should still connect at 3G speeds using the WCDMA 2100 MHz frequency.
4. Support WCDMA 2100 MHz frequencies – this is most important, as this is the frequency band that most Korean networks run their 3G networks on; this capability is inherent to the phone.



Sailor/Spouse's Suggestion: With the phone store at CFAC there are only specific models of unlocked phones they can work with or you have to purchase a Korean phone . You might want to drive to Daegu where there are multiple options for network providers and more unlocked phones they can set up.

Keeping in touch abroad:

While a local Korean cell number is recommended for communicating within South Korea, international plans are not practical so service members and their families should explore the variety of other options to communicate abroad or back to the U.S..

Below is a list of commonly used applications to explore:

- KakaoTalk – text, video and call (used extensively in South Korea by everyone)
- Skype – text, call, video chat
- Facetime – video chat (Apple only)
- Facebook messenger – text, call, video
- WhatsApp – text, call, video
- Signal – text, call, video
- Voxel – text, walkie-talkie
- Viber – text, call

**This list is not all-inclusive and new applications are available everyday. Ask your sponsor for recommendations.

VISA AND PASSPORT FAQ

NO - FEE PASSPORT

Upon receiving orders, get NO-FEE passports for each family member. The processing time is generally six to eight weeks, so begin the process as soon as orders for command sponsorship are approved. Contact your local personnel office for the proper forms and information. Do not depart your losing installation without receiving the no-fee passport. Non-U.S. citizens must apply for a country of origin passport. Documents must be original or certified copies.



Your No-Fee Passport is for Official Travel such as PCS or TDY travel between South Korea and the U.S.



Sailor/Spouse's Suggestion: Label your No-Fee and Tourist passports when traveling so you enter and exit the country using the correct passport (i.e. leave Korea on no-fee, enter and exit Thailand for vacation with tourist passport, and re-enter Korea on no-fee passport)

TOURIST PASSPORT

If you are going to travel for fun, on leave, outside of Korea, you need to have tourist passports as well. It is recommended to apply for a Tourist Passport prior to leaving the U.S. if you plan to do tourist travel while stationed abroad. It can take up to 8+ weeks to process a tourist passport in South Korea. All tourist passports are processed, in person, through the U.S. Embassy in Seoul. Apply for tourist passports at any U.S. Post Office or visit: www.travel.state.gov



Sailor/Spouse's Suggestion: Consider applying for the Passport Card as well as the tourist passports—it's a cheap way to get an official government photo ID for your dependents.

WHAT KIND OF VISA DO I NEED?

All foreign civilians must have a valid passport to enter South Korea. Unless you're just coming for a short visit, you will also need to have an A-3 visa. This visa is a stamp in your passport entitling you to stay in Korea for an extended period (normally up to 5 years), and to leave and enter Korea multiple times.

WHO NEEDS THE A-3 VISA?

Dependents staying in country longer than 90 days need to have the A-3 Visa. Friends and relatives may certainly come for a tourist visit, but if they plan to remain beyond the expiration of their visa, they must first apply for a visa extension at a Korean Immigration Office. Military members do not need a special visa for their tours in Korea and can travel with their passport, military ID and a leave form/ travel orders. For more information visit the website <http://travel.state.gov/>.

DIDN'T I GET IT AUTOMATICALLY?

This visa is **not** granted automatically. Unless you made special arrangements before you arrived to get an A-3 visa at the Korean Embassy in the U.S., you do not have one. If you didn't get it in advance, you either have no visa at all or a 30-, 60-, or 90-day tourist visa, which expires after that time.

HOW DO I GET AN A-3 VISA?

Command-sponsored dependents appear on their sponsor's orders, which they must submit when applying for the A-3 visa. This should be arranged through the Korean Embassy in the U.S. before moving to Korea. Non command-sponsored dependents probably received a tourist visa upon arrival. In order to change it to an A-3 visa, you must go to the Immigration Office in Masan. Within 30 days with the following documents (Contact CSD office at CFAC DSN 762-5307 for assistance):

- Copy of sponsor's ID and orders of assignment
- ID and passports for each dependent
- Letter from sponsor's commander, authorizing dependents to stay in Korea

The A-3 visa can be issued at the same time as the SOFA stamp.

HELP! I LOST MY PASSPORT!

For information on lost or stolen passports, passports for new spouses and babies, as well as visas for non-citizens, check out the U.S. Embassy website at <https://kr.usembassy.gov/> or call 02-397-4114. American citizens needing travel and visa information for other countries can visit the U.S. State Department website at <http://travel.state.gov/>.

STATUS OF FORCES AGREEMENT (SOFA)

Why YOU need to know about the SOFA? Each member of USFK is responsible for being informed about individual responsibilities and rights under the SOFA in order to protect those rights, perform effectively on the job and enjoy a trouble free tour in Korea. Sponsors are responsible for seeing that their dependents know their responsibilities and rights under the SOFA. The U.S.-ROK SOFA is a means to promote friendship and understanding between the peoples of the United States and Korea, and it is a means for closer and more effective government cooperation.

What is the SOFA? The U.S. has a SOFA or similar agreement with countries around the world where U.S. armed forces are stationed. The U.S.-ROK SOFA is an international agreement designed to serve the mutual interests of the U.S. and the ROK and to protect the basic rights of U.S. citizens who are subject to its provisions. The U.S.-ROK SOFA recognizes U.S. sovereign immunities and balances the American citizen's individual rights with obligations to the host government and to local laws. International agreements like the U.S.-ROK SOFA are based on the principal of mutual respect.

Status - Who is covered by the SOFA? Personnel of the U.S. armed forces on active duty in Korea and their dependents are covered by the U.S.-ROK SOFA. U.S. civilians employed by, serving with or accompanying U.S. armed forces and their dependents are also covered by the U.S.-ROK SOFA. Persons in Korea to perform contracts or render services exclusively for the U.S. armed forces are designated invited contractors or technical representatives. They and their dependents are afforded SOFA protections.

Do USFK personnel have to obey Korean laws? Yes. SOFA status personnel must abide by Korean laws except where the SOFA explicitly supersedes or abridges Korean laws. Examples are the waiver of passport and visa requirements for active duty military personnel and exemptions from Korean taxes on wages and salaries paid to SOFA status personnel by the U.S. Government. SOFA Article VII established the principal that SOFA status personnel are obliged to respect the laws of the Republic of Korea and to abstain from any activity inconsistent with the spirit of the agreement and, in particular, from any political activity in the ROK.



For more information visit <http://www.usfk.mil/Portals/105/Documents/SOFA/>

Can I Work in Korea?

YES! BUT — Not with an A-3 visa alone. A-3 visa holders may negotiate employment with a Korean company who can then initiate the paperwork to obtain an employment permit. SOFA family members with a ROK employment permit are lawfully employed on the Korean economy.

Original Copies: Many employers will need original copies of various documents so request copies of transcripts, bring your birth certificate, diplomas, etc. before moving to Korea to save yourself the lengthy wait.

Teaching English: If a SOFA family member teaches for a business, school, or other establishment without obtaining an employment permit, they do so in violation of ROK law and could potentially face a fine, deportation and/or ROK prosecution. **Important Note:** Private tutoring is considered a business, not an employment, and is never allowed. For more information, contact Yongsan Client Legal Services DSN: 738-8111

Alien Registration Card

Although not required for A-3 visa holders, it can be helpful to apply for an Alien Registration Card (ARC) when you first arrive. 4 reasons why:

- To open a full access Korean bank account for direct deposit.
- To purchase a Korean cell phone and plan
- If your child will attend Korean daycare or school (the international schools do not require ARCs) he/she will need an ARC before they can enroll.
- Some local vet clinics will require an ARC number.

The bottom line: ARCs are required for all non SOFA foreigners residing in Korea for more than 90 days. Obtaining one is free. If you are not sure if you will need one, it never hurts to get one just in case. You can visit Immigration yourself (2-week turn around) or visit the Passport office at BSC for assistance (4+ week turn around).



Sailor/Spouse's Suggestion: If you have an ARC, you can get the store point/discount cards that save you money.

PCSing with PETS*



This information is subject to change—please check current regulations before traveling!

Pet Culture in Korea: Owning pets is a relatively new phenomenon in Korea. Previously, animals had a very utilitarian purpose in people's lives – workers or food. It was not until the 1990s that it became more common for people to own dogs as pets and usually only small ones. If you plan to bring medium to large dogs to the peninsula, be patient with your neighbors and do not be surprised if people are afraid, cross the street when they see your dog, or even refuse to let you in the elevator.

Additionally, some housing areas may have a restriction on bringing pets and apartments almost exclusively do not have balconies or yards. Check with your sponsor and make sure the move is best for everyone in the family. The sponsor can contact the local veterinarian and get available information. You should compare what your sponsor gives you with what your local veterinarian tells you and settle any differences.

Your family should thoughtfully consider:

- Are my pets healthy/young/old enough to make the flight?
- Can my pet and family handle high rise apartment living, noise, and traffic?
- How many pets do you currently have? (Due to NEO evacuation process, only 2 dogs/cats per family are allowed)
- Who will care for my pet when on leave/TDY?
- Does my pet meet the requirements for entering Korea?
- What are the quarantine and general restrictions for my particular type of pet?

ASAP! Contact a vet familiar with overseas travel to ensure you have enough time to complete all the requirements!

Transporting Pets: If you intend to ship your pet, the first thing you need to do is to contact your local military and/or a veterinarian familiar with overseas travel. The veterinarian will give you the country-specific rules about required vaccinations, rabies antibodies (TITER/FAVN) tests, what the deadlines are and other pertinent medical advice. Additionally, contact your sponsor in Korea to see if they can help find answers to questions from their end.

Airline regulations tend to change, so confirm recent regulations before travel. To mitigate costs, try to have your pet accompany you on your flight. If your pet flies separately, the cost to you could be as high as \$2,000-3,000! In most cases, animals cannot be transported during extreme temperatures in the summer and winter. Each airline has its own regulations while Korea does as well. You will need an International Pet Carrier with extremely specific size requirements for your pet. Once you arrive at Incheon, unless your sponsor comes to pick you up at the airport, your pet **MUST** be transported in the underbelly of the bus.

The Travel Office does not book pet flights, but they can book your service member and family on a pet-friendly flight with the contracted airline Patriot Express or other airline if authorize to travel commercially. All costs associated with pet travel are at your expense. Commercial airline carriers may have specific pet policies or limitations that further restrict pet travel. Traveling with pets requires a lot of pre-planning. Do not forget to connect with your sponsors and read all the associated material related to travel and South Korean requirements. Just remember that everyone's experience traveling with pets is different and pre-planning as far in advance as possible will pay off.



Transporting Pets Continued...

Note: Service members on unaccompanied orders to CFAC will stay in barracks/senior leader quarters and pets are not authorized in those facilities.

There are currently only two ports of entry for pets (dogs and cats) into the Republic of Korea (ROK):

Osan Air Force Base – Patriot Express Contracted Flight Note: Due to the absence of pet accommodations at Osan Air Base, the Osan Air Base Terminal is unable to accept pets traveling without their owners or a designated representative Note: Designated representatives traveling with pets on the PATRIOT EXPRESS must possess a “Designation of Representative for Privately-Owned Small Animal” form signed by the pet owner

Incheon International Airport – commercial and cargo arrivals

Note: Pets traveling without their owner or a designated representative must enter Korea through the Incheon International Airport.

There are no specific dog restrictions listed entering Korea; however there are only a few airlines that transport animals either on the plane, as extra baggage, or as cargo and these airlines have specific guidelines for transporting certain breeds and larger dogs and may limit travel in cargo during months with extreme weather.

DOCUMENTS REQUIRED

- Valid, original rabies certificate plus 2 copies. Rabies vaccination must be over 30 days old but less than one year prior to entry
- Original, current, passing FAVN results
- Completed (no empty fields) health certificate (APHIS form 7001 and DD209) less than 10 days old when arriving in Korea (the original plus two copies.) (Military Vets are USDA representatives and therefore can issue the certificate without the hassle of visiting a State Office. Please utilize this option, it is far cheaper and requires less time.)
- Two copies of orders assigning owner to Korea
- If picking up from quarantine, bill of lading or Certificate of Excess Baggage, original signed.

For current information on importing and exporting pets from various countries, see the following [U.S. Department of Agriculture website](http://www.aphis.usda.gov/). (<http://www.aphis.usda.gov/>)



Regulations and requirements can change and families planning to relocate with pets should review related documents below and the 106th Medical Detachment (Veterinary Service Support) website at: www.korea.amedd.army.mil/PCSing_with_Pets.html

Quarantine: The Quarantine Inspection Agency determines if your pet meets all requirements for entry into Korea. To help avoid quarantine, be sure you have a valid, original rabies certificate, original, current, passing FAVN results; and completed (no empty fields) health certificate (APHIS form 7001 and DD209). Follow instructions and checklists listed below in related documents.

If these requirements are not met, your pet will undergo quarantine for a 10-day period at your expense. When quarantine is required, all dogs and cats will be placed in the National Quarantine Station in Seoul.

****Birds:** There are very strict requirements for the importation of birds into Korea due to outbreaks of various avian diseases in different parts of the world, including the United States.

COPING WITH OVERSEAS PCSing – SUGGESTIONS FOR FAMILIES & CHILDREN

The most important thing for parents to do during a move is to make sure that they do not overlook a child's reactions to the move. Some children will let their parents or caregivers know exactly how they feel by what they say or how they behave, while others may withdraw and not say a word. If a child is not asking questions or talking about the move, that may be a signal that they are worried or anxious about it.

Relocation staff suggest the following methods for families to cope with their children's reactions to relocation and the accompanying emotions:

- Recognize that reactions are normal.
- Create opportunities to talk about the move and reassure the child. Communicate directly about the move. Encourage questions and invite children to talk about their worries.
- Demystify the moving process by providing children with as much information as possible. Talk about the positive aspects of their new home, school and neighborhood.
- Allow children to participate in decision-making discussions. This gives children a sense of control and helps relieve anxiety.
- Provide extra security. Maintaining structure will help give children the extra security needed in their new surroundings.
- Make it fun. Moving can be an adventure. Give children writing materials, cameras, etc., to document their move.
- Maintain routines. For example, if Sunday night was always pizza and a movie, continue to do this.
- Help children find activities and ways to be involved, such as religious activities or participation on a sports team or in a youth group. Children usually need only one or two friends to help them connect to their new community.

There are many other resources available including these articles from MilitaryOneSource.mil :

<https://www.militaryonesource.mil/moving-housing/oconus-moves/logistics-and-family/a-service-family-checklist-for-moving-oconus/>

<https://www.militaryonesource.mil/family-relationships/parenting-and-children/parenting-youth-and-teens/making-the-move-easier-for-military-kids/>

<https://www.militaryonesource.mil/moving-housing/oconus-moves/life-overseas/how-to-adjust-to-a-foreign-culture/>

<https://www.militaryonesource.mil/moving-housing/oconus-moves/life-overseas/celebrating-the-holidays-at-an-overseas-duty-station/>

SYMPTOMS OF CULTURE SHOCK

Culture shock typically happens after basic needs have been met (food, shelter and transportation) and adrenaline levels drop.

You may experience feelings of:

- **Stress or Anxiety.** Significant stress can occur when departing your familiar home environment and entering into a foreign environment.
- **Frustration, Anger or Irritability.** Being unfamiliar with the language, unable to communicate, or unable to find your way around may leave you feeling irritated or angry.
- **Disorientation.** Disorientation can occur whenever someone is placed in unfamiliar physical and social surroundings.
- **Sadness or Homesickness.** Being in new, unfamiliar surroundings may leave you wishing to return home or to be comforted by loved ones.
- **Feelings of Incompetence or Lack of Confidence.** Language barriers or fear of doing something incorrectly may affect your day-to-day activities and leave you feeling unconfident.

Here are some coping strategies:

- **Curiosity.** Learn about the habits, customs, foods and characteristics of the people in the new culture.
- **Sense of Humor.** Develop a sense of humor about the differences in culture.
- **Open-Mindedness.** Keep your opinions flexible and receptive to new ideas or behaviors.
- **Realistic Expectations.** Have positive and realistic expectations about living in a different culture emerge.
- **Tolerance.** View the foreign culture as being different, without automatically equating a “different” lifestyle to a “wrong” lifestyle.

Signs that your child may be going through culture shock include:

- Sleeplessness
- Anger
- Mood Swings
- Anxiety
- Headaches
- Stomachaches
- Crying
- Injuries or Mishaps

Here are some coping strategies:

- Share photographs with them that contain special memories from back home.
- Create a count-down calendar to keep track of when you will return home.
- Eat American cuisine.
- Stream their favorite sports teams.

EDUCATION & CHILDCARE



There is no CDC/CYP or Navy childcare in Busan. There are day cares and preschools out in town but you need to consider the expense and possible language barriers. If you have a school-age child, you should consider before/after school and weekend care if you are a single parent family.

If you have children, as soon as you have orders to Busan or Chinhae, please contact the School Liaison Officer (SLO) for information.

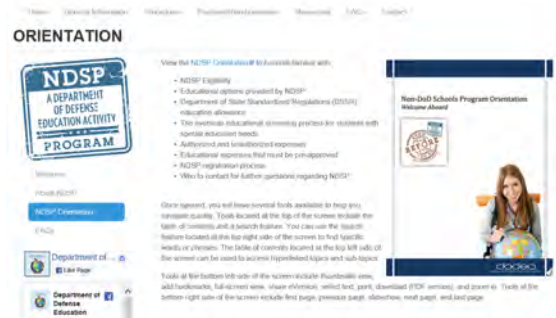
KOREA.SLO@fe.navy.mil
Or see Phone Roster

There are no DODEA schools in Chinhae or Busan but you still may find outdated information online about the CT Joy Elementary School that closed in June 2017. Families stationed in Chinhae and Busan take part in the non-DoD School Program (NDSP) and the children attend local international schools. The goal of the NDSP is to help with the cost of education in international locations as well as support for making the transition back to education in the United States as seamless as possible. The NDSP does not inspect or certify schools; families are given the opportunity to select the school that works best for the needs of their children.

The NDSP helps cover costs that would not normally be expenses for families in the states such as fees for tuition and enrollment, textbooks and transportation.

These expenses that are covered by the NDSP are known as **allowable expenses**. Any expenses that will be the responsibility of the families are known as **non-allowable expenses**. These are expenses that would be covered by the parents if their children were attending school in the United States or at a Department of Defense Education Activities (DoDEA) school. These non-allowable expenses would include fees for meals, camps, field trips and uniforms amongst others.

All families will be allotted an education allowance to send their children to the international school of their choosing. Any fees, regardless of whether or not they are allowable or non-allowable expenses that exceed that annual education allowance will be the financial responsibility of the parents. Payment arrangements for any fees in excess of the education allowance will be arranged between the families and the schools. For more information on the NDSP and how it will support your child's education needs while stationed overseas, visit the website www.dodea.edu/NDSP, and contact the School Liaison Officer.



All parents must take the NDSP online orientation *prior to registering with the NDSP*. The orientation is located at <https://www.dodea.edu/nonDoD/>



Sailor/Spouse's Suggestion: Many students in Chinhae take the bus 90-120 minutes to the schools in Busan on a daily basis. If you have younger children or are uncomfortable with this, it may be possible for a family stationed at CFAC to live in Busan and the service member commute but your housing allowance will be based on Chinhae but this is not guaranteed.

NAVY HOUSEHOLD GOODS

HOUSEHOLD GOODS SHIPPING PROCESS

Log on to www.move.mil to request and manage your household goods shipments.

ARRANGING HOUSEHOLD GOODS SHIPMENTS

Begin to plan what items will go in unaccompanied baggage (UB), in your household goods shipment (HHG), and remain behind in long-term, Non-Temporary Storage, or NTS. Here are some general things to consider:

- Weight allowances are restricted coming to Busan, Korea.
- Houses in Korea are generally smaller than house in the U.S. and there are very limited storage options in Korea.
- The electric current in off base housing is 220v and will require the use of adapters and/or converters to use U.S. electrical items. CFAC base housing, work spaces, and NGIS use 110v.



How to reach Navy Household Good team:

1-855-HHG-MOVE (444-6683) or email: householdgoods@navy.mil

Customer website: <https://www.navsup.navy.mil/household>

YouTube: www.youtube.com/navyhghg

Facebook: www.facebook.com/navyhghg Pinterest: www.pinterest.com/navyhghg



WEBINARS & RECORDED VIDEOS

Have questions about your upcoming move? There are live webinars offered monthly, just visit the website and click on the session (the 4 topics listed below) you are interested in attending and follow the steps to enter the room. If using a NMCI government computer, Google Chrome is not compatible.



Overseas - Provides information for Navy members who are moving overseas and includes information on entitlements, authorized shipments, requesting a move and tips for shipping property to an overseas location. Video link: <https://www.facebook.com/NAVYHHG/videos/444084303000178/>

Navy HHG webinar video series: <https://www.facebook.com/pg/NAVYHHG/videos/>

Moving Soon - Provides information for Navy members who are moving for the first time or who are moving for the first time in quite a while and includes information on basic entitlements, explains the effective date of orders and why it's important, instructions for requesting a move and basic information on the move process in general.

Video link: <https://www.facebook.com/NAVYHHG/videos/1228410930657217/>

Final Move – Retiring or Separating - For Navy members who are separating or retiring from service, this video provides information on your basic entitlements and the move process, including instructions for requesting a move, as well as information for requesting an extension of your shipping entitlements.

Video link: <https://www.facebook.com/NAVYHHG/videos/253086215638546/>

USN & Marine Corps Personally Procured Moves (PPMs) - Provides information for Navy and Marine Corps members who are contemplating a Personally Procured Move (PPM), such as who can/cannot request the PPM Advance Operating Allowance, instructions for requesting a PPM and information and tips on how to submit your PPM Claim for final reimbursement. Video link: <https://www.facebook.com/NAVYHHG/videos/381168252724570/>

PLANNING FOR A NEW HOUSE

PLAN AHEAD

While you will receive Temporary Lodging Allowance (TLA) to cover expenses, it often takes a couple of months to go through. It is always recommended prior to any PCS (especially overseas) to start saving money when you learn of your move to help mitigate any financial hardship when you arrive.

LOAN LOCKER ITEMS

DoD personnel are authorized loaner furnishings as available for 90 days while awaiting household goods. Items include small kitchen appliances (toasters, microwaves, coffee pots, etc.), dishes, cookware, couches, beds, and mattresses. Bed linens and towels are not included so please pack those in your suitcases or express shipment. The Korean loaner beds are slightly different sizes than U.S. beds, so consider bringing a size larger bedding, like a queen to fit a Korean full/double size. Contact your sponsor before you arrive to get assistance on these items prior to arrival.



APPLICATIONS FOR HOUSING may be submitted at any time following the receipt of permanent change of station (PCS) orders. Submit an Application and Assignment to Military Family Housing, DD Form 1746 ([Housing Application DD Form 1746](#)), and a copy of the PCS orders by email (CFACFamilyHousing@fe.navy.mil) or in person by the sponsor. For more details on military family housing or community rentals, please visit the website below https://www.cnic.navy.mil/regions/cnfk/installations/cfa_chinhae/ffr/housing-service-center.html

LIVING IN CHINHAE

BARRACKS - Unaccompanied sailors live both on and off base, depending on availability of barracks space and at their commander's discretion

FAMILY HOUSING - There are 50 family housing units available for military personnel. All furniture and appliances are provided in the housing units and may not be removed to make room for occupant's furniture. Family Housing is unable to store your excess furniture.

LIVING IN BUSAN

HOUSING—Unaccompanied sailors and families live on the economy in a variety of apartments and areas. Single sailors on 1 year orders may have the option of living in a studio/1-bedroom hotel suite for convenience.

CFAC FHRS – Family Housing Referral Service

COMM 055-540-5454 / DSN 315-762-5454

(from the U.S.: 011-82-55-540-5454)

CFACFamilyHousing@fe.navy.mil

BUSAN – Housing Referral Service

COMM 051-714-0843

(from the U.S.: 011-82-51-714-0843)

CFAC CSD - Allowances or Financial Issues

COMM 055-540-5203 / DSN 315-762-5203

CAMP HENRY TMO – House Hold Good (HHG)

COMM 055-540-6539/6547/6794 /

DSN 768-6539, 6547, 6794

WHAT TO/NOT TO PACK



Sailor/Spouse's Suggestions:

Tips in General:

Pack in your Express Shipment:

- Towels and larger bed linens or extra flats sheets for the Korean sized “loaner beds” (for example bring queen sized linens to use on a double/full size bed) as Korean sizes are just a bit different and not all sets will fit.
- Enough bedding for our American sized beds and large size towels. Things tend to run on the small size here.
- Basic household survival gear like first aid kits, flashlights, batteries, etc. in case of typhoons/storms

Pack in your House Hold Goods Shipment:

Housing:

- Apartments can be quite spacious but extra storage is not common with few exceptions so bring what you use regularly.
- Holiday decor can be difficult to find or can be expensive so bring what you need to feel at home during the holidays.
- Some modern apartments have curved walls and oversized American style furniture does not always fit so consider multi functional or non- room specific furniture pieces to ensure they will work here.
- Enough bedding for our American sized beds and large size towels. Things tend to run on the small size here.
- Bring humidifiers, air purifiers, and filters if you are sensitive to air quality or purchase here.
- It is often difficult to, or not encouraged to hang artwork/shelves on the walls so consider storing most of those items in your non-temporary storage CONUS
- Korean outlets are 220v. The landlord will provide 3 transformers for power conversion, but consider what you want to bring vs what might be easier/cheaper to buy here. Extra transformers are \$30-80.
- Our pricey U.S. vacuum worked great for a year using a transformer and then just kind of fizzled out. Using the transformers is hard on your electronics so consider purchasing some Korean appliances.
- Bedrooms might have walk-in closets, built in wall units, or might be very small (2-3ft wide) so you may or may not need extra dressers but it really depends on the apartment you choose.

Clothing:

- Some baby items are hard to find or expensive
- Larger size shoes—ex Women's size 9+ are very hard to find.
- L– XL + clothing items are very limited.

SHIPPING A VEHICLE

Please review the following information when preparing to turn in your vehicle:

REQUIRED DOCUMENTS

1. Proof of Entitlement. Seven complete copies of your official orders, plus any amendments.

2. Proof of Identity. Official and valid photo identification.

Service Member: Military ID

Spouse: Military or government ID

Agent: Official government or state ID and copy of service member's military ID

3. Proof of Ownership, Registration and/or Title. You must provide the contractor with a legible copy of your title for U.S. customs or host nation customs review/clearance purposes. These documents must be in the service member's name as listed on their orders.

Please note: If the vehicle is registered in a name other than the service member, such as the spouse's maiden name, you must provide a copy of your marriage certificate.

4. If Applicable, Lien Holder Shipment Authorization Letter. A letter from your lien holder authorizing the exportation of your vehicle. (Request letter on official company letterhead.)

5. If Applicable, Lease Holder Shipment Authorization Letter. A letter from your lease holder authorizing the exportation of your vehicle. (Request letter on official company letterhead.)

6. Special Power of Attorney. If the vehicle is being turned in to a vehicle-processing center (VPC) by someone other than the service member (e.g., the member's spouse, relative, friend, etc.), the agent must present a valid special power of attorney (POA) that authorizes him/her to act on behalf of the service member. The POA must include the names of the service member and the appointed agent, as well as the vehicle VIN. Appointed agents should bring a photocopy (front and back) of the service member's military ID for U.S. customs or host nation customs review/clearance purposes. If the member's spouse is listed on the official orders as a dependent, then they need to bring only their own official and valid military or government dependent ID as long as all the requirements listed in item 3 (above) are met. Agents also should have the vehicle specifications (make, model, year, color, VIN, and exact mileage).

7. Valid E-mail Address, Destination Address, Notification Address, and Emergency Contact Information. This information is required so we can contact you as soon as your vehicle has arrived at its destination and is available for pick-up.

8. Documentation for "Hard-Lift" location. A "hard-lift" location is a site that has no VPC or contractor presence. If you turn in a vehicle to a "hard-lift" location, you must provide the contractor with a legible copy your vehicle title. A list of contract VPCs can be found in the SDDC "Shipping Your POV" pamphlet available from the SDDC website or your TMO. Please contact the turn-in VPC or American Auto Logistics if you are not sure.

VEHICLE PREPARATION CHECKLIST

- No more than ¼ tank of fuel (gas/diesel)
- A complete set of keys (ignition, doors, trunk, fuel cap and wheel locks)
- Vehicle is clean (includes all interior spaces and compartments and all exterior and undercarriage areas)
- Vehicle is in safe operating condition. The vehicle must have fully functioning service and parking brakes, no noticeable fluid leaks, and no major cracks in the windshield
- Glove compartment, trunk, and all other storage spaces are clean, empty, and free of trash, personal items and household goods. (Dry-vacuum all spaces, including between and under seats)

Following items can be left in vehicle:

- Hand tools, not to exceed \$200 in value
- Items such as jacks, tire irons, fire extinguishers and jumper cables
- One spare tire and two snow tires
- Portable cribs, children's car seats, strollers
- Factory-installed and/or professionally installed after-market audio/video/navigation equipment inside the vehicle or trunk, including amplifiers, speakers, subwoofers, CD changers, DVD players, and navigations systems; these items must be installed permanently or bolted to vehicle
- Thermos bottles, car cushions

Following must be removed from vehicle:

- Loose audio/video/navigation equipment
- Accessories not permanently installed
- Flammable, combustible or hazardous substances, oils, paints, waxes
- Any liquids or pressurized cans (propane tanks must be purged and certified by an authorized dealer)
- Citizens band radios

Information from the American Auto Logistics website at <https://www.wherismypov.com/index.asp>

WHEN YOU ARRIVE

Unofficial Simplified Checklist

WHAT

Obtain SOFA Stamp in Passport
Get A-3 Stamp in Passports
Apply for Ration Card for on Base Shopping
Get your SOFA & Military drivers license
Register your Vehicle
Register for Tricare Remote or Standard
Register Families for United Concordia Dental
Schedule on/off base housing viewing service
Talk to School Liaison Officer
Visit Loan Locker to borrow household articles
Open local bank account (if needed)

WHERE

CFAC (PSD) or Busan Storage Center (BSC)
Before you arrive, CFAC (PSD) or BSC
CFAC (Admin) or BSC
CFAC or BSC
CFAC (Security) or BSC
<http://www.tricare-overseas.com>
www.uccitdp.com
Housing Office
CYP/CDC Chinhae
Fleet & Family Support Center
Community Bank



GETTING TO KOREA & CFAC TAXIS

* Passports are not needed for active duty personnel. Your military ID card and orders are sufficient to pass through customs.

* Passports and visas ARE required for family members.

Preferred Route

The most convenient way to get to COMFLEACT Chinhae and Busan is to fly to Narita Airport (Japan), change flights and fly into Busan (Gimhae) International Airport just outside the city of Busan. Here you can be met by your sponsor and driven back to COMFLEACT which is about 30 miles away.

Secondary Route

If you are unable to arrive by the preferred route, then arrive at Incheon International Airport (IIA) the main international airport in Korea. Now IIA has Terminal 1 and newly built Terminal 2, so please be aware of which terminal your flight is arriving at before your arrival. Arrive at Incheon Airport and follow the "Transfer" sign. Pass through Security Check in the Floor 2 Transfer Area (* boarding pass or e-ticket required). Passengers without a boarding pass must visit the Transfer Desk. Check the boarding gate and move to Floor 3 Boarding Area.

***If arriving to Osan with family and/or pets, you MUST discuss transportation options with your sponsor**



Busan International Airport website <http://www.airport.co.kr/gimhaeeng/main.do>

Incheon International Airport website <https://www.airport.kr/ap/en/index.do>

Important Advice

Please contact your sponsor before arriving in Korea and inform him/her of delays or changes in flight details. Should your flight from CONUS arrive too late for the last flight to Gimhae (Busan) at 2030, contact an airline attendant prior to landing in Seoul and ask for overnight lodging assistance. Normally airline policy is to arrange lodging if they deem their late arrival caused your missed connection. Hotels in Seoul are expensive, if you are forced to stay in Seoul overnight, call your sponsor and the CFAC OOD in Chinhae (011-82-55-540-5111) as soon as possible. Let them know when you expect to depart the Seoul Domestic terminal the next day. Call the COMFLEACT OOD the next day at the boarding gate and reconfirm your departure time.



Sailor/Spouse's Suggestions: It's common enough for small delays to make your bags miss a flight and get delivered a few hours or days after. Make sure you have a clean uniform and clothes (for the whole family) and essentials in your carry on. Always carry your paperwork with you!!

TAXIS WITH CHINHAE BASE ACCESS

The following taxi drivers speak a little English and are authorized to get onto base
Mr. Bae 010-4585-9891 // Mr. Seo 010-3870-1333 // Mr. Go 010-6382-1347

Simple translation English to Korean

1. Please take me to CFAC

진해(Chinhae) 여좌동(Yeo jhwa dong) 미 해군부대(CFAC) 에 가주세요(Ga Ju She Yo).

2. CFAC is located near to Chinhae Girl's High School

진해(Chinhae) 여고(Yeo Go) 근처 (Gun Chuh) 입니다 (Eep Nee Dah).

3. Please take me to Changwon Central Train station.

창원(Changwon) 중앙(Joongang) 역(Yeok) 으로 (Eu roh) 가주세요(Ga Ju seh Yo).

MUST KNOW INFORMATION

PERSONAL SECURITY

Overall, Korea is extremely safe compared with the United States. There is very little violent crime and it is generally quite safe to be out on the street, even at night. Theft from both homes and autos does, however, occur but can often be prevented. One situation that Americans must be very careful to avoid is any kind of protest gathering. Protests and demonstrations are common in Korea and can quickly turn violent. Lately there have been a number of demonstrations outside of U.S. installations, as well as protest marches in Seoul and other cities. Even if the purpose of the protest does not seem to involve the U.S. or its military (such as a labor strike) **stay away**. Demonstrations are emotional events that can easily spin out of control.

Some tips for staying safe:

- **Use the buddy system** whenever you are out and about. If that's not possible, at least inform someone as to where you're going and when you expect to return.
- If you do see a demonstration, **leave the area as fast as possible**. Find another way on or off base if a protest group is gathered around an entrance. It's better to be late than to find yourself in a dangerous situation.
- If you're heading to another installation, **check for** Korea-wide demonstration warnings or ask Security.
- Use common sense: **keep car and house doors locked**, even in broad daylight. Never leave any valuables in the car, even in the trunk. Cars are most often broken into as a result of leaving military gear or personal items in plain sight.
- **Always carry your SOFA card** with emergency telephone numbers and translations of important Korean phrases.
- **Carrying a cell phone** can increase your sense of security. Pre-program emergency numbers so you can call quickly in a crisis.
- **Practice situational awareness**. Always be alert and aware of your surroundings, trust your instincts, and avoid situations that might be troublesome.



KOREAN NATIONAL POLICE

The Korean National Police (KNP) generally have primary jurisdiction over crimes that occur off base, except when both suspect and victim are USFK personnel. If you are the victim of a crime, contact the CNFK Busan Quarter Deck 050-3363-8023. At that point you may connect to an English-speaking Korean National Criminal Investigator, who is on call there 24 hours a day. In an emergency involving immediate risk to life or limb, the U.S. MA's can and will respond. If you should be detained by the KNP, show your SOFA card or ID, contact the Security, and be polite, **DO NOT sign anything**.

NONCOMBATANT EVACUATION OPERATIONS (NEO)




Due to the precarious nature of relations between North and South Korea, U.S. citizens residing here must be prepared to evacuate on short notice during a crisis. The USFK holds a readiness drill twice a year. Participation is mandatory for all military dependents and strongly encouraged for other U.S. citizens. Each unit has a military member, the NEO warden, who will contact you before each exercise to make sure your NEO binder of important personal, family, and PCS documents is in order along with a bag of emergency supplies.

During the exercise, spouses/dependents must report to a specific location and often the command will provide transportation. At the location, you will undergo a walk-through of the evacuation procedures, have all your documents checked, and receive briefings on real emergency procedures, all of which lasts about an hour.

EMERGENCY READINESS - TYPHOONS

No matter where you have lived, there is potential for natural disasters of some kind. Here in Korea, one of the main annual events to be prepared for is “Typhoon Season” which are tropical storms and similar to hurricanes. The information is important to be prepared and stay safe!

Your chain of command should push out updates via email and social media so check periodically if you don't hear directly—one easy source is www.Facebook.com/USFK



Tropical cyclone warnings are identified as **Tropical Cyclone Conditions of Readiness (TCCOR)**.

TCCOR 1 through 4 alert personnel to the wind speed and estimated arrival time of an incoming tropical cyclone.

TCCORs are graduated states of readiness based on the forecast onset of 50 knot (57 mph) winds.

TCCOR declarations are “orders” and you need to take them seriously because your safety is no joking matter! Conditions may not look so bad where you are, but they can change fast, and you can get caught in a violent storm or resulting flood without warning.

COMMANDER U.S. NAVAL FORCES KOREA

TCCOR Personal Readiness Checklist

For the latest TCCOR updates sign up for ATHoC messaging and follow the CNFK Command and Ombudsman Facebook pages!

TCCOR 4
Command Message Registration
Service members should sign themselves and their family members up for the command messaging system to receive the latest weather updates.

Emergency Belongings
Place all important documents in a waterproof, portable container

Medical Preparedness
Make sure any medications or medical supplies you or your family require including extra eye glasses are on hand.

Sanitation
Ensure you have all of the cleanliness and hygiene products required to keep yourself and your home sanitary.

Security
Ensure all window and door locks function properly.

TCCOR 3
First Aid
Inspect your first aid kit to ensure it is complete and well stocked.

TCCOR 2
Food and Water
Ensure you have a four-day supply of non-perishable foods and water for each dependent.

Pets
Ensure you have a four-day supply of food and water plus sanitation and medications for each of your pets.

Tools
Make sure your flashlight, portable radio, and cell phone are fully charged with a supply of extra batteries.

TCCOR 1
Security
Ensure all doors and windows are secured. Move POV to secured parking garage avoiding surge and flood zones.

TCCOR 1C/1E/1R
Personal Safety
Ensure all dependents remain indoors. Beware of storm surges near the ocean and rivers.

SAFETY NOTES

- 1) High rise towers are designed to withstand typhoons.
- 2) If you live close to the ocean and/or rivers expect storm surges.
- 3) Protect your personal belongings by parking in secured parking spaces. If underground, avoid the bottom basement floor due to flooding.
- 3) Take the stairs. Avoid elevators due to the possibility of electrical loss.

EMERGENCY CHECKLIST


- **DOCUMENTS.** Will(s), insurance policies, contracts, deeds, stocks, bonds, passports, social security cards, immunization & medical records, banking & credit numbers, household goods inventory, prescriptions, birth/marriage/death certificates .
- **MEDICAL.** Ensure all dependents have the required medications as needed, to include but not limited to, heart and blood pressure, insulin, prescription drugs, denture needs, contact lenses and supplies, extra eye glasses.
- **TOILETRIES.** Toilet paper, soap, liquid detergent, feminine supplies, personal hygiene items, plastic garbage bags, ties, plastic bucket with tight lid, disinfectant, household chlorine bleach.
- **FIRST AID.** Adhesive bandages, sterile dressing, germicidal hand wipes, waterless alcohol-based sanitizer, antiseptic wipes, 2 pair large medical grade non-latex gloves, adhesive tape, anti-bacterial ointment, cold pack, scissors, tweezers.
- **FOOD & WATER.** Water, ready-to-eat canned meats, fruits, vegetables, canned juices, spices, high energy foods, vitamins.
- **PETS.** Food, sanitary products, medications.
- **TOOLS.** Flashlight, batteries, battery powered portable radio, tools, cell phone battery.

TCCOR ALL CLEAR
Conduct rounds and inspect for personal property damage to include vehicles. Notify chain of command and staff duty officer.

Being prepared is the best way to combat stress when a Typhoon is coming.

Good rule of thumb to be prepared for most natural disasters is to have 3 days supplies on hand.

See this list for other items to prepare!



Sailor/Spouse's Suggestions: We're normally a very “winter weather incident” prepared family but never considered typhoons as we PCSed midsummer. It also never occurred to us to make sure we had basic household survival gear like flashlights, batteries, etc. in our air/express shipment BUT the nice thing about typhoons is all the advance warning so we had time to get some items together just in case.



TCCOR Personal Readiness Checklist

For the latest TCCOR updates sign up for AtHoC messaging and follow the CNFK Command and Ombudsman Facebook pages!

TCCOR 4

Command Message Registration

Service members should sign themselves and their family members up for the command messaging system to receive the latest weather updates.

Emergency Belongings

Place all important documents in a waterproof, portable container.

Medical Preparedness

Make sure any medications or medical supplies you or your family require including extra eye glasses are on hand.

Sanitation

Ensure you have all of the cleanliness and hygiene products required to keep yourself and your home sanitary.

Security

Ensure all window and door locks function properly.

TCCOR 3

First Aid

Inspect your first aid kit to ensure it is complete and well stocked.

TCCOR 2

Food and Water

Ensure you have a four-day supply of non-perishable foods and water for each dependent.

Pets

Ensure you have a four-day supply of food and water plus sanitation and medications for each of your pets.

Tools

Make sure your flashlight, portable radio, and cell phone are fully charged with a supply of extra batteries.

TCCOR 1

Security

Ensure all doors and windows are secured. Move POV to secured parking garage avoiding surge and flood zones.

TCCOR 1C/1E/1R Personal Safety

Ensure all dependents remain indoors. Beware of storm surges near the ocean and rivers.

SAFETY NOTES

- 1) High rise towers are designed to withstand typhoons.
- 2) If you live close to the ocean and/or rivers expect storm surges.
- 3) Protect your personal belongings by parking in secured parking spaces. If underground, avoid the bottom basement floor due to flooding.
- 3) Take the stairs. Avoid elevators due to the possibility of electrical loss.

EMERGENCY CHECKLIST

- **DOCUMENTS.** Will(s), insurance policies, contracts, deeds, stocks, bonds, passports, social security cards, immunization & medical records, banking & credit numbers, household goods inventory, prescriptions, birth/marriage/death certificates.
- **MEDICAL.** Ensure all dependents have the required medications as needed, to include but not limited to, heart and blood pressure, insulin, prescription drugs, denture needs, contact lenses and supplies, extra eye glasses.
- **TOILETRIES.** Toilet paper, soap, liquid detergent, feminine supplies, personal hygiene items, plastic garbage bags, ties, plastic bucket with tight lid, disinfectant, household chlorine bleach.
- **FIRST AID.** Adhesive bandages, sterile dressing, germicidal hand wipes, waterless alcohol-based sanitizer, antiseptic wipes, 2 pair large medical grade non-latex gloves, adhesive tape, anti-bacterial ointment, cold pack, scissors, tweezers.
- **FOOD & WATER.** Water, ready-to-eat canned meats, fruits, vegetables, canned juices, spices, high energy foods, vitamins.
- **PETS.** Food, sanitary products, medications.
- **TOOLS.** Flashlight, batteries, battery powered portable radio, tools, cell phone battery.

TCCOR ALL CLEAR

Conduct rounds and inspect for personal property damage to include vehicles. Notify chain of command and staff duty officer.

Tear/Cut out and place somewhere handy like your vehicle or refrigerator

OFF-LIMIT AREAS & ESTABLISHMENTS

For current information on curfew and buddy regulations and policies, or any other USFK regulation please visit the USFK website <http://www.usfk.mil/>

COMNAVFORKOREA has a policy that within the first 30 days of arrival service members must have a liberty buddy during the hours of 0100-0500

Off Limits Information

USFK Reg 190-2 (21FEB12) <https://8tharmy.korea.army.mil/site/resource/off-limits.asp>

The areas and establishments listed below have been declared off-limits for safety, health, or operational considerations for all personnel subject to this regulation, except as noted. Additional off-limits areas will be determined by Area Commanders in accordance with paragraph 4.

- a. All tattoo parlors and body piercing shops. This paragraph does not apply to personnel listed in Applicability paragraphs (d) and (e).
- b. All houses of prostitution. A house of prostitution is defined as any building or structure where prostitution or the promotion of prostitution (engaging in any sexual activity with another person for a fee) is regularly carried on by one or more persons under the control, management, or supervision of another.
- c. The ROK public streets, roads, and highways during the hours of curfew when established by the ROK Government. Travel during curfew hours is permitted, in emergencies or when performing official duties.
- d. In accordance with the ROK Ministry of Home Affairs notice #89-9, dated 1 December 1989, the ROK Government curfew areas north of civilian control line at the Demilitarized Zone (DMZ) affecting 16 Ups and Myons of Kangwa, Kimpo, Paju and Yonchon in Kyonggi Province, 20 Ups and Myons of Chorwon, Hwachon, Yanggu, Inje, and Kosong in Kangwon Province, 13 islands near the DMZ in Kyonggi Province, and seas within three (3) nautical miles of coast. Travel is permitted in these areas in emergencies or when performing official duties.



Unclassified



USFK Off Limits Areas

- All tattoo parlors and body piercing shops
- All “Glass Houses”, or prostitution establishments. Known locations of Glass Houses within Area IV:
 - Train Station Area, Daegu
 - Rock Alley Glass Houses, Busan
 - Haeundae Beach, Busan
 - Green Street, Busan
 - Texas Street – Busan (Navy and Marines Only)

It is relatively safe to travel throughout Korea. Always check with the base security or NCIS Agent representative to find out which areas are off limits.

RATION CONTROL & CARDS

The ration control program exists in order to prevent black marketing, the sale or transfer of duty-free goods to unauthorized persons. All dependents will be issued a ration control plate (RCP), which is presented when making purchases at the Commissary, PX, Class Six store, and elsewhere. Active duty military members merely present their ID. Your military sponsor must apply for it on your behalf with his/her unit Ration Control clerk. You will receive a temporary card until the permanent one is ready, usually within a few weeks. In case of loss or theft, notify Security and Admin.

Certain goods may be purchased in limited quantities only. They are:

MONTHLY LIQUOR LIMITS. Were set for 3 units for single/unaccompanied personnel and 5 units for accompanied personnel.

Change - only affects accompanied personnel. Change will reflect 3 units for sponsor and 2 additional units for every family member 21 years of age and older.

Example - a family of three, sponsor/spouse/son (21) monthly liquor ration would be 7 vice 5.

No change for single/unaccompanied personnel. Monthly limit remains at 3.

MONTHLY BEER LIMITS. Were set for 8 cases a month for accompanied/unaccompanied.

Change now reflects 6 cases a month for single/unaccompanied. Change will reflect 6 units for sponsor and 2 additional units for every family member 21 years of age and older.

Example - sponsor and spouse (over 21) would still remain 8 units per month and would increase by 2 units per month for every additional family member over 21.

OTHER CONTROLLED ITEMS

Diamonds/diamond jewelry

Watches above \$200

Cosmetics above \$50

Perfume above \$50

Furniture above \$200

Golf clubs more than \$50

Air conditioners

Washers/Dryers

Stoves, refrigerators, freezers

Color TV's/monitors above 27"

Computer hardware (including monitors, hard drives, printers)

WIC OVERSEAS



- . *Infants*
- . *Children*
- . *Pregnant Women*
- . *Postpartum Women*
- . *Breastfeeding Women*

WIC Overseas

The WIC Overseas Program provides several important benefits to help you and your family lead healthier lives.

Program services are provided to eligible participants overseas:

- . **Active Duty Military & their Dependents**
- . **DoD Civilian Employees & their Family Members**
- . **DoD Contractors & their Family Members**

To see if you qualify for services, please contact our office:

WIC Overseas
Camp Walker SSC Bldg 330, Rm 217
DSN763-5989/From Cell:0503-363-5989
Office Hours T-W-TH 0800-1630

HOUSING ON BASE - CHINHAE

BARRACKS

Unaccompanied sailors live both on and off base, depending on availability of barracks space and at their commander's discretion

https://www.cnic.navy.mil/regions/cnfk/installations/cfa_chinhae/ffr/housing-service-center.html

FAMILY HOUSING

There are 50 family housing units available for military personnel. We have some of best housing that you will see in the Navy. All furniture and appliances are provided in the housing units and may not be removed to make room for occupant's furniture. Family Housing is unable to store your excess furniture.

Eligibility

Military family housing is available to: Active duty service members with Command-sponsored family members, Married active duty members who are both assigned to Chinhae, DOD civilian employees with Command-sponsored family members and transportation agreements. This includes single parents with legal custody of Command-sponsored children who live with them for at least 9 consecutive months of the year. In some instances, people eligible for housing may not be assigned housing or housing may be unavailable. (UCMJ)

Availability

On base housing is generally available to all command sponsored active duty personnel with no waiting periods. Playgrounds are located within housing areas. Youth Center, picnic areas, gym, bowling center, commissary, exchange, chapel, library and school are within walking distance to on post housing.

Applying for Housing

Applicants for Government quarters will submit an Application and Assignment to Military Family Housing, DD Form 1746, along with a copy of their orders to the housing organization at the Field Activity where they are seeking housing. Application forms and orders may be submitted by mail, in person by the sponsor, or by a member of the sponsor's immediate family. Application may be submitted at any time following the receipt of homeport or permanent change of station (PCS) orders. The housing organization, upon receipt of a member's application, will immediately provide the member with a Status of Housing Availability, (DD Form 1747), to inform them of the conditions of assignment to, or the availability of, family housing.

For more details, please visit the website below and look for the PDF link near the bottom of the page:

https://www.cnic.navy.mil/regions/cnfk/installations/cfa_chinhae/ffr/housing-service-center/military-family-housing.html

CFAC – Family Housing Referral Service
COMM 055-540-5454 / DSN 315-762-5454
(from the U.S.: 011-82-55-540-5454)
CFACFamilyHousing@fe.navy.mil

BUSAN – Housing Referral Service
COMM 051-714-0843
(from the U.S.: 011-82-51-714-0843)

CFAC CSD - Allowances or Financial Issues
COMM 055-540-5203 / DSN 315-762-5203

CAMP HENRY TMO – House Hold Good (HHG)
COMM 055-540-6539/6547/6794 /
DSN 768-6539, 6547, 6794

HOUSING ON THE ECONOMY



Living in Korea might mean high-rise apartments, tiny streets and possibly using public transportation on a regular basis. This can take a bit of getting used to and it is often hard to determine exactly how much space you need or will be able to secure once you arrive. Generally, however, three and four bedroom apartments are the norm and well within DoD allotted price ranges. Your sponsor will have information for you on this but also reach out to the Housing Office for additional information. The Housing Office will recommend realtors who are familiar with the way the military/DoD housing contracts must work, *however, you are not limited to any specific agent or neighborhood* so try not to feel pressured or feel rushed.

There are many options and the right apartment within your budget for your family is out there. Everything is negotiable as well so remember that when requesting things like large water bottles, curtains for your enormous new windows, and transformers. Visit the Housing Office webpage below to learn more along the way.

For more details, please visit the website below and look for the PDF link near the bottom of the page: https://www.cnic.navy.mil/regions/cnfk/installations/cfa_chinhae/ffr/housing-service-center/community-rental-housing.html.

Review the following pages for information on some of the most popular neighborhoods for service members and DoD families.

PLAN AHEAD

While you will receive Temporary Lodging Allowance (TLA) to cover expenses, it often takes a couple months to go through. It is always recommended prior to any PCS (especially overseas) to start saving money when you learn of your move to help mitigate any financial hardship when you arrive.

LOAN LOCKER ITEMS

DoD personnel are authorized loaner furnishings as available for 90 days while awaiting household goods. Items include small kitchen appliances (toasters, microwaves, coffee pots, etc.), dishes, cookware, blankets, couches, beds, and mattresses. Contact your sponsor before you arrive to get assistance on these items prior to arrival.

PAYING YOUR UTILITIES & RENT

Utilities and Rent are paid separately and both are due each month in Korean currency. There are three options to pay each your bills month:

- (1) If you open a Korean bank account you can wire transfer the money directly to the landlord to avoid cash.
- (2) If you prefer to play the exchange rate game, landlords will accept cash but be sure to secure a receipt each month as you will have no other evidence of payment.
- (3) There are fee-based services that will transfer funds for you from your American bank account to pay any utilities, rent, or bills you receive on the dates you specify each month. They will also notify you of any changes and translate bills received that you can review by logging into their website.

BUSAN NEIGHBORHOODS OPTIONS

2021 Update: There have been some housing market changes in the recent months resulting in more limited housing options and locations that are within current OHA rates. This means you may need to be a little more flexible with your top preferences and realistic in your “must haves” because housing is quite different in Korea.

These are just 4 neighborhoods in the grand city of Busan where many a military family, single sailors and other expats communities reside. The pros/ cons information was generated with the typical needs of families in mind. However, everyone’s needs are different so always reach out to your sponsor and the Busan Family Fleet Support Center with personalized questions. Use a map or GPS app for locations of neighborhoods in comparison to work spaces, schools, and other conveniences.

Neighborhood & Commute Times

Pros

Cons

Gwangan/Millak

Subway: 5-20 Mins Walk

ROK Base: 20 Mins

Pier 8: 15 Mins

Gimhae: 60 Mins

Costco: 15 Mins

BIFS School: 25 Mins

BFS School: 15 Mins

Beach & Cuisine Options: Home to the less touristy and gorgeous Gwangalli beach with its’ stunning views of the famous Diamond (Gwangan) bridge combined with rows of restaurants, entertainment, dog friendly terrace cafes and little quaint shops make Gwangan a fun place to live. There are several expat favored bars, breweries and restaurants to hang out with friends or make some new ones.

There is a nice, safe walking/biking path that runs from one end of the beach, all the way around to the river where you can cross the bridge to Marine City/ Haeundae or even continue on to Seoul! It passes by waterside steps where people congregate all year long to picnic and enjoy the view. The adjacent neighborhood houses one of the most popular spots in Busan to view the Cherry Blossoms in the spring and will make your daily commute to the ROK a pleasure!

Transportation Convenience: Depending on the exact location, expect to walk 5-20 to the subway or hop on a bus to get there easily.

For canine owners, most of the larger complexes will contain smaller potty spots but there are not large open grassy spaces.

There is a lack of larger chain stores such as HomePlus or super markets but plenty of local grocery stores, a covered fresh produce street market and plenty of raw fish/seafood markets.

Marine City/ Haeundae

Subway: 15 Mins Walk

ROK Base: 25 Mins

Pier 8: 20 Mins

Gimhae: 60 Mins

Costco: 15 Mins

BIFS School: 20 Mins

BFS School: 15 Mins

“The Beverly Hills of Busan”

Great Amenities & Largest Expat Family

Community: For families, this is the foreigner capital of Busan and many families love to live here for many reasons. Since many buildings are less than ten years old, the new ones are quite glamorous, and many have amazing views, the rents and utilities can be quite steep and depending on OHA may require some out of pocket expenses. This area has the largest selection of playgrounds for the kids and many complexes also have gyms and some have small storage units.

The area is about a 20 minute walk to Haeundae beach where there are some great options for restaurants and coffee shops not to mention the beach! Marine City has its own HomePlus grocery store across the street from most apartments. Finally, because of the large number of foreigners and all the great playgrounds, Marine City has an amazing mom network. With the presence of CNFK, this area has had the largest population of DoD families.

Transportation Convenience & Cost: The biggest con is the inconvenience in leaving the area. Expect about a 15 minute walk from your apartment to the nearest subway. Additionally, there is no central hub for the bus routes.

This may not really matter for day to day play dates and errand running, but leaving the neighborhood a bit more planning and traffic can be quite daunting at peak hours.

There are no large, green, dog friendly areas for your pups but there are plenty of small potty patches throughout every complex. Finally, because of all the great amenities, expect to pay a steep maintenance/ management fee out of pocket compared to the other neighborhoods.

NEIGHBORHOODS

There are other areas to live in so you will want to do your own research and ask lots of questions about costs. You may ask to look at apartments in neighborhoods or buildings outside the “usual”, just be aware that some other popular ones may be priced above your housing allowance, the landlord may not want to work within the guidelines or timeframes needed, or in desirable areas the availability may be an issue especially in the summer. Please contact the housing office with any questions.

*Driving times vary significantly according to traffic and time of day, often 2-3x longer during commuting traffic and on weekends/holidays.

Neighborhood & Commute Times

Pros

Cons

Centum City

Subway: 5 Mins Walk

ROK Base: 20 Mins

Pier 8: 15 Mins

Gimhae: 60 Mins

Costco: 10 Mins

BIFS School: 20 Mins

BFS School: 15 Mins

The Ultimate Compromise: Centum has several big city tourist sites that make it an interesting place to live. Shinsegae Department Store has tons of new and familiar restaurants, stores, an ice rink, and both an indoor and outdoor play area. The BEXCO (Busan Expedition and Convention Center) holds concerts, Baby/Kid events, Home Goods Expos, etc.

If you like running, many events kick off from BEXCO throughout the year and a long river trail run begins here. Because of all that and more, Centum has two subway stops in the neighborhood and a ton of bus stops so you will never live more than a five minute walk from the metro, making public transportation a breeze. It also has a Home Plus grocery store and a small street lined with veggie markets so grocery shopping is very easy. Both the Olympic Park and APEC Park are full of grass and trees. Walks with dogs, kids, and stroller for long periods, jogs, and bike rides are all very accessible.

Lacking Apartment Amenities: Unlike Seomyeon and Marine City, most apartments in Centum do not have playgrounds and gyms are hit or miss. This is either a big blow to convenience or a significant savings in maintenance/management fees that are not covered in your monthly OHA.

While the area is by far the most dog friendly, if you have little ones, you might find yourself travelling to Marine City for playdates. Also many restaurants are day-time/office hour focused.

Seomyeon

Subway: 5-10 Mins Walk

ROK Base: 25 Mins

Pier 8: 15 Mins

Gimhae: 15 Mins

Costco: 20 Mins

BIFS School: 40 Mins

BFS School: 30 Mins

The Heart of Busan. A growing number of European business foreigners live in this area. Additionally, several Army families working at BFS and Pier 8, and DCMA families working at Gimhae Airport also reside here. If you have a family full of foodies this is where you want to be as there are night markets, street vendors, shopping, and restaurants everywhere. You will find little issue getting a taxi here and the Seomyeon Subway Station is a centralized hub.

Additionally, sans any serious traffic jams, getting to other places in town from Seomyeon can be done in 30 minutes or less. For the kids, the Citizens Park and Children's Park are both huge attractions very nearby. Central Star, a popular complex for DoD families, also has a playground and swimming pool for residents. As a spouse interested in working, you may also find more opportunities in this area as well.

Least Kid & Pet Friendly: The downside to this part of town is that it can be crowded and congested. If you have dogs, there are few large grassy areas for bathroom breaks and joggers should be extremely wary of the traffic.

While there are no small local parks, most apartment do have playgrounds for the kids. If being part of a large kid community is your style, this is probably not your neighborhood as the majority of expats who live here are still single folks who want to be in the thick of things.

FFSC KOREA LOAN LOCKER

**New to Korea? Ready to PCS again?
Stop by the Fleet & Family Support Center
to checkout a Loan Locker hospitality kit
with household essentials.**

Kits can be checked out for 30 days at a time. All items must be returned in the condition in which they were issued.

Loaner Items Includes:

Dining sets & utensils
Small kitchen appliances
And more!



Contact us to make an appointment

Chinhae: DSN (315) 763-5566/5485

Comm: (050) 3363-5566/5485

Busan: Comm (051) 714-0829

E-mail: FFSCKorea@fe.navy.mil

www.facebook.com/KoreaFFR



PET REGISTRATION & VET TREATMENTS



Registration & Vaccinations: Dogs and cats must be registered at a vet clinic (generally Daegu) within 10 working days of their arrival. Dogs must be vaccinated yearly against rabies, distemper, adenovirus type 2, leptospirosis, parvo virus, parainfluenza and corona virus. They should also be on heartworm as a precaution year-round as this disease is becoming increasingly prevalent in the country. Cats must be vaccinated yearly against rabies, pan leukopenia, calicivirus and rhinotracheitis. It is recommended that they also be vaccinated for leukemia virus. Your local Korean vet can help keep you up to date on all required vaccinations. For current information on importing and exporting pets from various countries, visit the Dept. of Agriculture's website listed below.

During registration of your pet, you will receive information about the procedures for Non-Combatant Evacuation (NEO) of your pet. The two main points: current rabies vaccination, within one year, and pets are required to be micro chipped for permanent identification purposes.

There are no veterinary services or pet boarding kennels available on the Chinhae base.

Veterinary Treatment Facility (VTF) : The closest on base Veterinary Clinic to Chinhae and Busan is Camp Walker in Daegu, 2 hours away but they also makes periodic visits to the CFAC base. The VTF provides routine and urgent medical care for pets. The clinic also has a stray animal facility that can help you to adopt a healthy pet. The low fee includes health exam, spay/neuter, first vaccinations, and parasite testing and control. All animal deaths must be reported immediately to the VTF. Busan & Chinhae have local Korean veterinary clinics to choose from and many speak excellent English, especially in Busan

Kennel Services: Many local vet clinics also provide kenneling services if you plan to take a trip out of town. The price can be expensive however, ranging anywhere from 20,000 to 40,000 won depending on the size of the animal and length of time.



The military community and expat Facebook groups can provide many suggestions for veterinarians and boarding options in your area.

Exportation of Pets from Korea: To leave the Republic of Korea, by Korean law, all dogs and cats must have proof of a rabies vaccination within the last year (not sooner than 30 days), a U.S. health certificate (from your military veterinarian) issued within 10 days of departure, and a Korean health certificate, preferably on the day of departure. The Korean health certificate may be obtained up to three days prior to departure.

To obtain a Korean health certificate, take the animal with the rabies certificate and the U.S. health certificate to the Korean Animal Quarantine Office (KAQO) located at Incheon International Airport, 011-82-032-740-2660. The Korean veterinarian will issue the health certificate while you wait. There is a 10,000 won (approx. \$9) fee for this service.

Animals that meet the above requirements to leave Korea will automatically meet the requirements to enter the United States. Animal owners traveling from the ROK to Hawaii or countries other than the United States should contact their local military veterinarian for specific importation requirements.



On Base Pet Policy & Regulations: On base regulation states that all animals will be on a leash at all times. Verbal control is insufficient. It is always the owner's responsibility to control the animal, not the citizen's responsibility to avoid the animal. Animal bites will be reported to the nearest Medical Treatment Facility. Animals involved in the bite incident will be required to undergo a 10 day quarantine which may be at home and is at the installation veterinarian's discretion. Animals involved in more than one bite, or animals involved in a serious bite incident may be banned from base. It is your responsibility as an animal owner to keep your pet's vaccinations (rabies) current (within one year).

Upon in-processing with the Housing Division, applicants who are authorized to bring domestic pets to Korea will initiate a pet registration form. By signing the pet registration form, applicants acknowledge that they have read, understand, and will comply with all provisions outlined in the Community policy. All animals residing on government installations will be registered within 10 days of arrival. Chipping of registered on-base animals is a requirement. Bring your vaccination records with you and you will be issued a current rabies tag. Animals are vaccinated yearly for rabies in Korea. Dogs and cats require certificates of immunization for rabies prior to registration. Other required immunizations must be accomplished IAW the schedule provided by the VTF. Animals will not be permitted to enter tennis courts, swimming areas, exchange facilities, Commissaries, theaters, bowling lanes, BOQ/BEQ, dining facilities, playgrounds, gymnasiums, picnic areas, athletic fields, clubs, or any facility where food or drinks are served.

During registration of your pet, you will receive information about the procedures for Non-Combatant Evacuation (NEO) of your pet. The two main points: current rabies vaccination, within one year, and pets are required to be micro chipped for permanent identification purposes. The Installation Commander will determine any exceptions to this policy. Pet owners are responsible for picking up and properly disposing of animal wastes no matter where they are on the installation. Owners will not allow animals to disturb neighbors by constant barking, destroying property, or threatening actions. Animals showing this type of behavior will be removed from housing. Under no circumstances are owners allowed to abandon their pet.

CHINHAE—BRINGING VISITORS ON BASE

1 Day: U.S. citizens without a military ID can get a day pass. They must have **two pictures ID's**, be signed in at the main gate, escorted by their sponsor or host at all times, and signed out again before midnight of the same day. A U.S. Passport is one form of ID but will not be exchanged for a base pass.

More than 1 day: Those who live in a BOQ/BEQ may be allowed to have visitors stay in their quarters for an extended period. Proper authorization from the installation commander is required. Guests may be eligible for a temporary ID card that will be valid for the duration of the visit on this installation only. Those living off base must sign visitors in each day. Nationals from certain countries may not be permitted on base at all or only for limited circumstances. Check with the Security for current policies regarding foreign citizens

All non-military visitors must be escorted by their host all times! They may not be dropped off at the pool, gym, or elsewhere. Failure to comply can result in the visitor's immediate removal from base, being barred from future visits, and the sponsor's loss of escort privileges.



Military & Family



Community & Culture



Program Information & POCs

Consider us your one-stop shop!

BUSAN FFSC
Centum City Sky Biz Bldg, 5th floor

Email the team
FFSCKorea@fe.navy.mil

CHINHAE FFSC
Bldg. 711, 1st floor
COMM: 050-3363- 5566
DSN: 315-763-5566

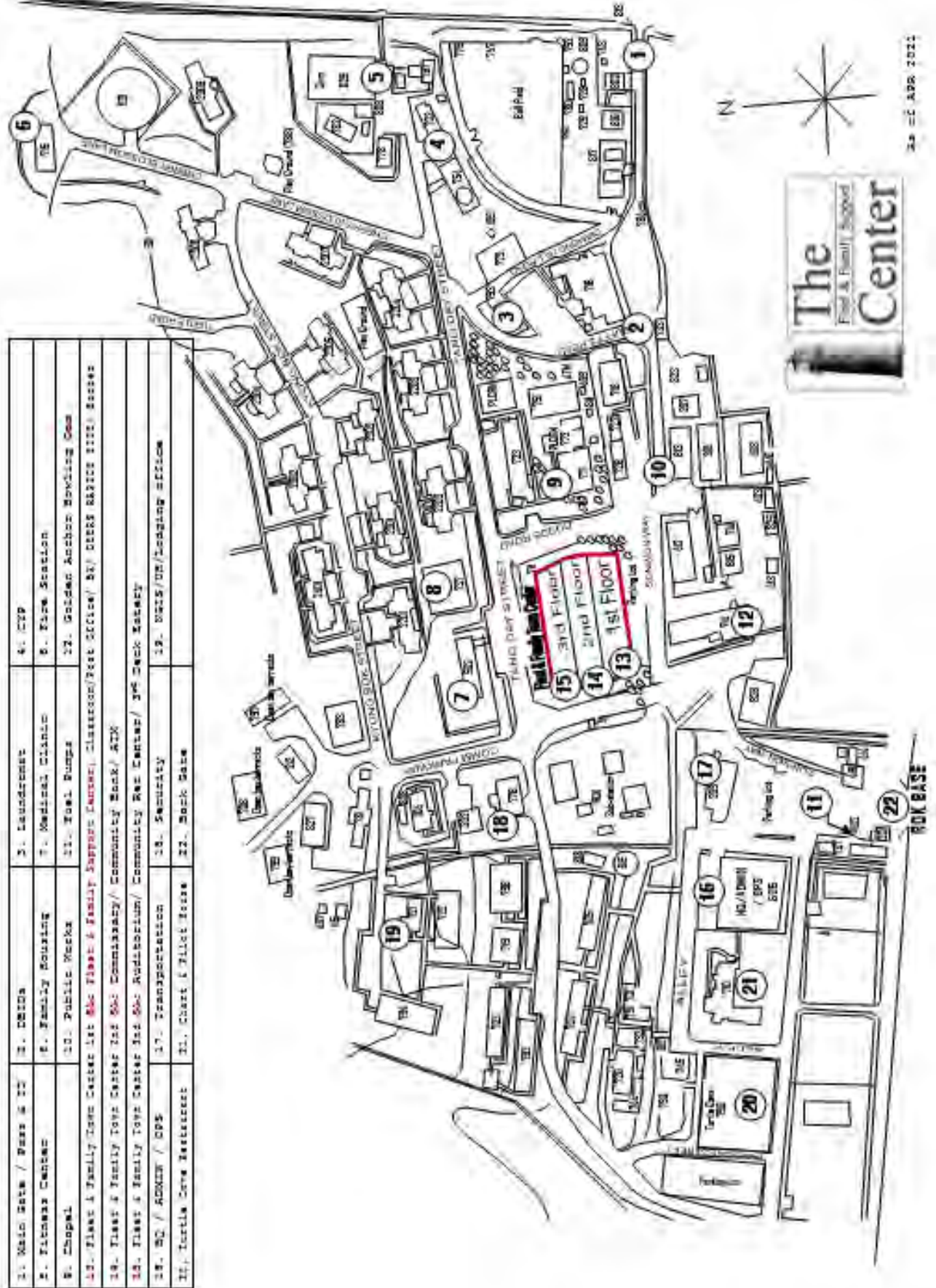
- Computer Lounge – open 24/7
 - Education Counseling
- College/ALCPT Exam Proctoring
 - Korean Language Classes

- **Information & Referral**
 - Command Indoc & Cultural Tour
 - **Relocation Assistance Program**
 - Welcome Aboard Info
 - Command Sponsorship Training
 - Lending Locker & PCS Resources
 - New Spouse Orientation
 - **Personal Financial Management**
 - **Clinical Counseling & SAIL**
 - **Life Skills Education**
 - Goal Setting
 - Stress Management
 - Communication Skills
 - Test Taking Strategies
 - **Transition Assistance & Employment Programs**
 - TGPS class, VA Benefits Briefs and Capstone
 - Corporate & Federal Resume Writing
 - Interview Skills & Techniques
 - **Navy Ombudsman Program & Training**
- Don't see the topic you're interested in, just ask us!

Like us on Facebook:

<https://www.facebook.com/KoreaFFR>

CHINHAE BASE MAP



CHINHAE PHONE ROSTER

OFF BASE // Emergency Services: 119 // Police Non -Emergency: 112 // U.S. Embassy: 02-397-4114

To call a DSN 763 from a Commercial phone: 050-3363-XXXX, DSN 762 dial: 055-540-XXXX

CFAC COMMAND LEADERSHIP (N00)

SDO 010-6256-1184

OMBUDSMAN (COMM) 010-2820-0382

CHAPLAIN DEPARTMENT (00C) (32778)

CHAPLAIN

(DSN) 763-5388 (COMM) 050-3363-5388

RELIGIOUS AFFAIRS

(DSN) 763-5389 (COMM) 050-3363-5389

FIRE DEPARTMENT (N01F) (32778)

EMERGENCIES: FIRE DEPARTMENT 911

EMERGENCIES NON DSN 055-545-5927

SECURITY DEPARTMENT (N01S) (46192)

EMERGENCY DISPATCHER

911/ (DSN) 762-5345 (COMM) 055-545-5927

SECURITY OFFICER

(DSN) 763-5268 (COMM) 050-3363-5268

VISITOR CENTER

(DSN) 763-5399 (COMM) 050-3363-5399

VRO/ DBIDS

(DSN) 763-5296 (COMM) 050-3363-5296

PUBLIC WORKS DEPARTMENT (N8) (62494)

PUBLIC WORKS SERVICE DESK

(DSN) 763-5311 (COMM) 050-3363-5311

AFTER HOURS PUBLIC WORKS DUTY OFFICER

010-3591-5281

HOUSEHOLD GOODS (DAEGU)

OUTBOUND (DSN) 763-0729

INBOUND (DSN) 768-6792/7247

BRANCH HEALTH CLINIC (49338)

IDC (DSN) 763-5415 (COMM) 050-3363-5415

DUTY CORPSMAN 010-7120-2498

DENTAL (DAEGU) 737-9453 / 0503-364-4307

UH/NGIS (N932)

FRONT DESK

(DSN) 763-5332/5771 (COMM) 050-3363-5332/5771

RAPIDS/DEERS

(DSN) 763-5090 (COMM) 050-3363-5090

FLEET & FAMILY SUPPORT CENTER (N91)

SEXUAL ASSAULT RESPONSE COORDINATOR /
CLINICAL COUNSELOR

(DSN) 763-5379 (COMM) 050-3363-5379

PROGRAM SUPPORT ASSISTANT

(DSN) 763-5566 (COMM) 050-3363-5566

MORALE, WELFARE & RECREATION (N92)

COMMUNITY RECREATION CENTER

TRIPS & TOURS / MOVIE THEATER

RECREATION EQUIPMENT RENTAL

(DSN) 763-5211 (COMM) 050-3363-5211

BOWLING CENTER

(DSN) 763-8834 (COMM) 050-3363-8834

FITNESS / SPORTS

(DSN) 763-8733 (COMM) 050-3363-8733

TURTLE COVE / CATERING

(DSN) 763-8763 (COMM) 050-3363-8763

3rd DECK EATERY

(DSN) 763-5210 (COMM) 050-3363-5210

CYP/CDC

DIRECTOR & SCHOOL LIAISON OFFICER

(DSN) 763-8771 (COMM) 050-3363-8771

FAMILY HOUSING (N931)

REFERRAL ASST. MANAGER

(DSN) 763-5219 (COMM) 050-3363-5219

HOUSING MANAGEMENT ASST.

(DSN) 763-5291/5454 (COMM) 050-3363-5291/5454

COMMISSARY

SUPPORT CLERK

(DSN) 763-5302 (COMM) 050-3363-5302

AAFES EXCHANGE

(DSN) 763-5351 (COMM) 050-3363-5351

COMMUNITY BANK

(DSN) 763-5130 (COMM) 050-3363-5130

POST OFFICE

(DSN) 763-5803/5135 (COMM) 050-3363-5803/5135

Tear/Cut out and place somewhere handy like your vehicle or refrigerator

CHINHAE MWR FACILITIES

Community Recreation Center, BLDG. 711

MWRChinhaeRecreation@fe.navy.mil

- Liberty Lounge
- Library
- Movie Theater
- 3rd Deck Food Court

Assistance with:

- Sign Up for Trips, Tours and Leisure Skills Classes
- DVDs, Books and Video Game Check-Out
- Information Referral and Assistance
- Travel and Ticket Information
- Rentals for Outdoor Gear, Parties, Facilities

Turtle Cove, BLDG. 798

- Bar / VIP Room / Main Dining

Pavilion and Picnic Area, BLDG. 754

Golden Anchor Bowling Center BLDG. 714

DSN: 763.8834 | COMM: 050.3363.8834

Fitness Center & Sports Gymnasium, BLDG. 829

Facilities and Services:

- Outdoor Multi-Purpose Court
- 1.2-Mile Outdoor Mountain Running Trail
- Softball Complex
- Basketball Court 24/7
- Racquetball Court
- Cardio Room 24/7
- Weight room
- Daily Use Lockers 24/7
- Saunas
- Tennis Court
- Outdoor Volleyball
- Basketball Equipment
- Pool (under renovations)



CHINHAE CHILD & YOUTH PROGRAMS

BLDG. 702 KOREA.SLO@fe.navy.mil

Monday-Friday: 0800-1730

- School Liaison Officer - Education, Non DOD School Program (NDSP), and transition support services
 - email for the current Connected digital magazine full of information on the local school options
- Child Development Center services include part and full time offered on a space-available basis according to the CNIC priority placement policy
 - multi-age classroom for children ages 6 weeks—2 years
 - preschool classroom for children ages 3—5 years
- School Age Care Open Recreation
 - every Wednesday 1630-1730
 - every Friday 1500-1600
 - unless otherwise advertised
- Parent's Night Out and Parent's Day Out
- CDC and Youth Fitness Clinics
- Family Involvement and Community Events

Registration required for all offered programs. Visit Bldg. 702 for registration packet and more info!



USFK Sexual Assault Response **24/7** Hotline (Korea-Wide)

DSN: 158 or 763-5700

Commercial: 0503-363-5700

From CONUS: 011-82-503-364-5700

Smartphone app, "Penn Around" to locate useful information, such as taxi, off-limit area etc., as well as making wifi VoIP calls to report an Emergency, including to request SARC/VA assistance for sexual assault (by tapping on the "SHARP" icon in the app). Penn Around can be downloaded in iOS and Android system via <http://pennaround.mobapp.at/> (once linked from the individual cell phone, save the app on the home screen).



Commander US Naval Force Korea (CNFK) **Busan**

Victim Advocate Duty Line:
010-3800-4483



Command Fleet Activity (CFAC) **Chinhae**

Victim Advocate Duty Line:
010-3567-0255



DoD Safe Helpline:
1-877-995-5247
www.safehotline.org

Regional Sexual Assault Response Coordinator (RSARC)

DSN: 763-5379 // Comm 050-3363-5379 or cell: 010-8707-8477

BUSAN MILITARY & SUPPORT FACILITIES



CENTUM SKY BIZ BLDG
BUSAN FAMILY HOUSING
 (COMM) 051-714-0843
FLEET & FAMILY SUPPORT CENTER
 (COMM) 051-714-0857
MORALE, WELFARE & RECREATION
 (COMM) 051-714-0436

BSC (BUSAN STORAGE CENTER) / PIER 8

****Call for current hours**

PASS/ID D-BIDS (MON-FRI 0700-1600)

(DSN) 763-7742

SOFA STAMP: (limited hours/days)

(DSN) 763-7797

TRANSPORTATION/VEHICLE REGISTRATION

(DSN) 763-7779

DMV REGISTER (limited hours/days)

(DSN) 763-7742

POV INSPECTION (limited hours/days)

(DSN) 763-7995

DRIVER TESTING: ((limited hours/days) No Road Tests

(DSN) 763-7779

Fuel Station: (MON-FRI 0630-1560) USD cash only

NEO – Management Support Assistant

(DSN) 763-7797

CNFK HEADQUARTERS

***ask Sponsor for current phone roster**

ROK NAVY BASE

COMMUNITY BANK ATM

PIER 8 (MIL SEALIFT COMMAND- ARMY)

****Call for current hours**

FITNESS FACILITY (24/7)

POST OFFICE (limited hours/days)

(DSN) 763-3113

EXCHANGE SHOPPETTE (0800-1600 MON-FRI)

(DSN) 763-3534

BARBER SHOP (limited hours/days)

(COMM) 010-2821-4321

SEAMAN'S CLUB (DINING ROOM/BAR)

(DSN) 763-3948

COMMUNITY BANK ATM

BUSAN PHONE ROSTER

OFF BASE // Emergency Services: 119 // Police Non -Emergency: 112 // U.S. Embassy: 02-397-4114

To call a DSN 762 from a Commercial phone: 055-540- XXXX
To call a DSN 763 from a Commercial phone: 050-3363- XXXX

CNFK (BUSAN)

QUARTERDECK (COMM) 050-3363-8023

BUSAN OMBUDSMAN:

busanombudsman@gmail.com

CNFK MEDICAL SERVICE

COMMAND CORPSMAN

(COMM) 010-2932-1087

CHAPLAIN

(DSN) 763-8001 (COMM) 050-3363-8001

FLEET & FAMILY SUPPORT CENTER

REGIONAL PROGRAM DIRECTOR &

SEXUAL ASSAULT RESPONSE COORDINAOR

(DSN) 763-5379 (COMM) 050-3363-5379

SAPR Hotline 24/7: 050-3363-5700

WORK & FAMILY LIFE SPECIALIST

Comm 051-714-0857

HOUSING

MANAGEMENT ASSISTANT

Comm 051-714-0843 / Wk Cell 010-3572-8684

MWR

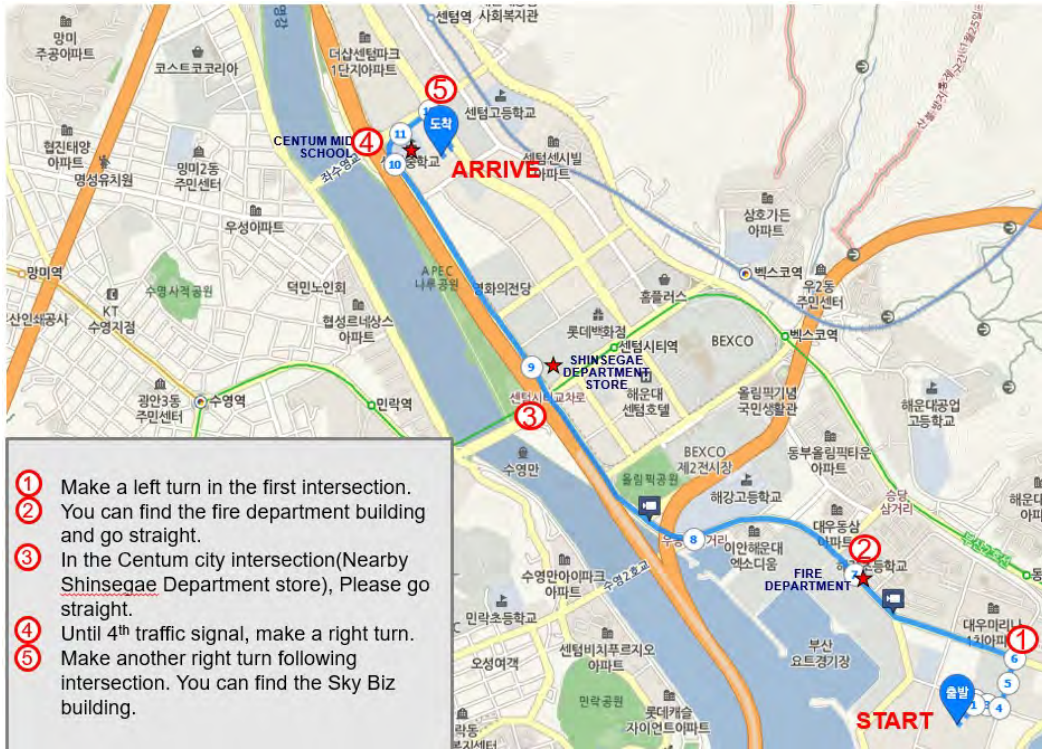
COMMUNITY RECREATION PROGRAMMER

Comm 051-714-0836

CENTUM SKY BIZ BUILDING DIRECTIONS

NAVER MAP: CENTUM SKY BIZ // KAKAO MAP: CENTUM SKY BIJEU

ADDRESS: 97, CENTUM JUNGANG-RO, HAEUNDAE-GU, BUSAN, KOREA (TOWER A, ROOM#501, 503)



FREE PARKING!

- ① Make a left turn in the first intersection.
- ② You can find the fire department building and go straight.
- ③ In the Centum city intersection (Nearby Shinsegae Department store), Please go straight.
- ④ Until 4th traffic signal, make a right turn. Make another right turn following intersection. You can find the Sky Biz building.

**METRO—
CENTUM CITY
STOP ON LINE
2/GREEN LINE
& 15-20 MIIN
WALK**

**BUS STOPS
FOR #100,
#187 & #307**

- ① Take the Gwangan Bridge
- ② Go straight thru the Suyoung Riverside Tollgate(Not for BEXCO tollgate)
- ③ Take the fourth-lane of the roads after going straight thru the Suyoung Riverside Tollgate.
- ④ There is a big building for TWOSOME CAFÉ, make a right turn when you see the TWOSOME CAFÉ.
- ⑤ Make another right turn with first side road. (Not to the Main street)
- ⑥ When you find Centum Elementary School, make a right turn in that intersection. And make a left turn with the corner of Centum Elementary School.
- ⑦ Go straight and you can find the Sky Biz building on the right.





MyNavy Family App

MyNavy Family App combines the strength of more than **22 websites** to connect Navy spouses and families to information and resources when and where they need it.

download today at applocker.navy.mil



Developed by the Navy community for the Navy community.

Connecting Navy families to accurate information and resources to help them flourish while living the Navy lifestyle.

- ✓ Accurate and timely information for spouses and families
- ✓ Minimizes acronyms, user friendly tools
- ✓ Useful links to popular Navy sites like the Navy Exchange, Commissary, and the Fleet and Family Support Center
- ✓ Employment resources
- ✓ Spouse mentoring support



The MyNavy Family App was developed by the Navy's Sea Warrior Program (PMW 240) which assists Sailors with their manpower, personnel, training and education needs. The App is part of family of official Navy apps that can be found by visiting the Navy App Locker at <http://www.applocker.navy.mil>.



TRANSLATION SERVICES

Navigating through Korea without the local language can be tricky and there are circumstances where you may require a translation service. As always there are a multitude of options out there and this is just a couple.

Busan Foundation of International Cooperation: The same organization providing language lessons at City Hall provides an amazing tool for foreigners living in Busan—the Busan Global Center. Located on the 13F National Pension Service Building, BGC has a conference room, lounge, and classroom. The organization also has a call center for FREE translation assistance. From your Busan cell, dial 1577-7716 to access assistance regarding translation and interpretation of everything from tourism support to legal documentation. Hours are Mon-Fri 0900 to 1800. Website: <http://www.bfic.kr/new/english/contents/a9.asp>

BBB Interpretation App: Another service you won't believe is free, BBB utilizes volunteer interpreters to assist with translation needs for nearly 20 languages. Download the app, select your language, and call your interpreter. It's as simple as that!

SHOPPING

Once you arrive, it will not take long to discover your favorite places to shop for everything from groceries to beauty products. Here are some favorites you may want to check out in your first week.

STORE	LOCATION	SPECIALTY
Home Plus	Everywhere—Multiple locations	Groceries, home goods, clothes, electronics, etc. Think Super Walmart with coffee shops, restaurants, and a kids cafe inside.
Costco	Suyeong (Busan)	Think Costco in the states. A great place to get bulk, organic, and American items you cannot get elsewhere.
Emart Traders	Seomyeon	Korean version of Costco
Daiso	Everywhere—Multiple Locations	Your neighborhood dollar store! Small locations in every Home Plus up to huge and fun three story locations throughout town
Lotte Mart	Multiple locations	Big mart with a little bit of everything
SSG Food	Shinsegae Centum	Groceries—A bit smaller and pricier than the other stores but SSG often has those hard to find foreign items
eMart	Seomyoen & Jungdong (Busan)	Groceries, home goods, clothes, electronics, etc. A bit more affordable than Home Plus with a variance in selection
H&M	Seomyoen, Shinsegae Centum (Busan)	Clothing—offers a better variety of American sizes
UNIQLO	Lotte Centum, Home Plus Marine City, 6 locations total in Busan	Clothing—again, larger variety of American sizes
GMarket	Online / App	Think Korean Amazon! Use the app on your phone or Google Chrome the website for automatic English translation to find what you need!
Coupang	Online / App	More American items and free shipping over 30,000w but need a Korean bank account or credit card



PUBLIC TRANSPORTATION

Busan International Gimhae Airport (PUS): Located on the west side of the city, PUS services all of the major domestic and budget airlines to and from some of the most popular places in Asia. You can take the subway or ride a Limo Bus for just ₩6,000 per person. Additionally, prices vary but taxis from Haeundae are another affordable option.

Train: Busan has six train stations (Busan, Kupo, Haeundae, Songjeong, Busan in, and Bujeon Stations) and is the main hub for Korea Train Express (KTX). Tickets can be purchased at the station or online to guarantee a seat during peak travel times. The typical ride to Seoul will cost about \$50 and take 2-2.5 hours. Other cheaper (although slower) trains, such as Saemaeul and Mugunghwa also depart throughout town. Most trains offer snacks and refreshments onboard and free Wi-Fi. Visit www.letskorail.com for ticket reservations, prices, and info on the train.

Taxis: Anyone who has taken a cab in the states will be amazed by the affordability of Korea's taxi system. Drivers typically do not often speak English. Tipping is appreciated but never expected and taxis take credit cards if you do not have cash on hand.

Transportation Cards: CashBee and TMoney transportation cards can be used in taxis, on the subway, on the bus *and* provide a small discount when used on public transportation. They can be purchased and recharged at most convenience store and recharged at any subway stop (cash payments only). Children's cards can also be purchased at a discount for use on the buses and subway lines for less.



Transfer System in Busan applies to local buses, the metro and village/neighborhood buses.

Up to 2 free transfers within 30 minutes from the time you get off the previous means of transportation. You only need to pay the highest transportation fare used.

e.g. Metro one section (1,200 won) → local bus (1,200 won) → express bus (1,700 won)
: 1,200 + 0 + 500 = 1,700 won (2,400 won off)

*If you use a Transportation Card, transferring is free within 30 minutes from getting off but you must touch the card on the card reading machine when exiting the bus. Up to 2 transfers is possible going one way /in the same general directions. The transportation card can be purchased or recharged at convenience stores and metro stations. <https://english.busan.go.kr/bstranspor02>



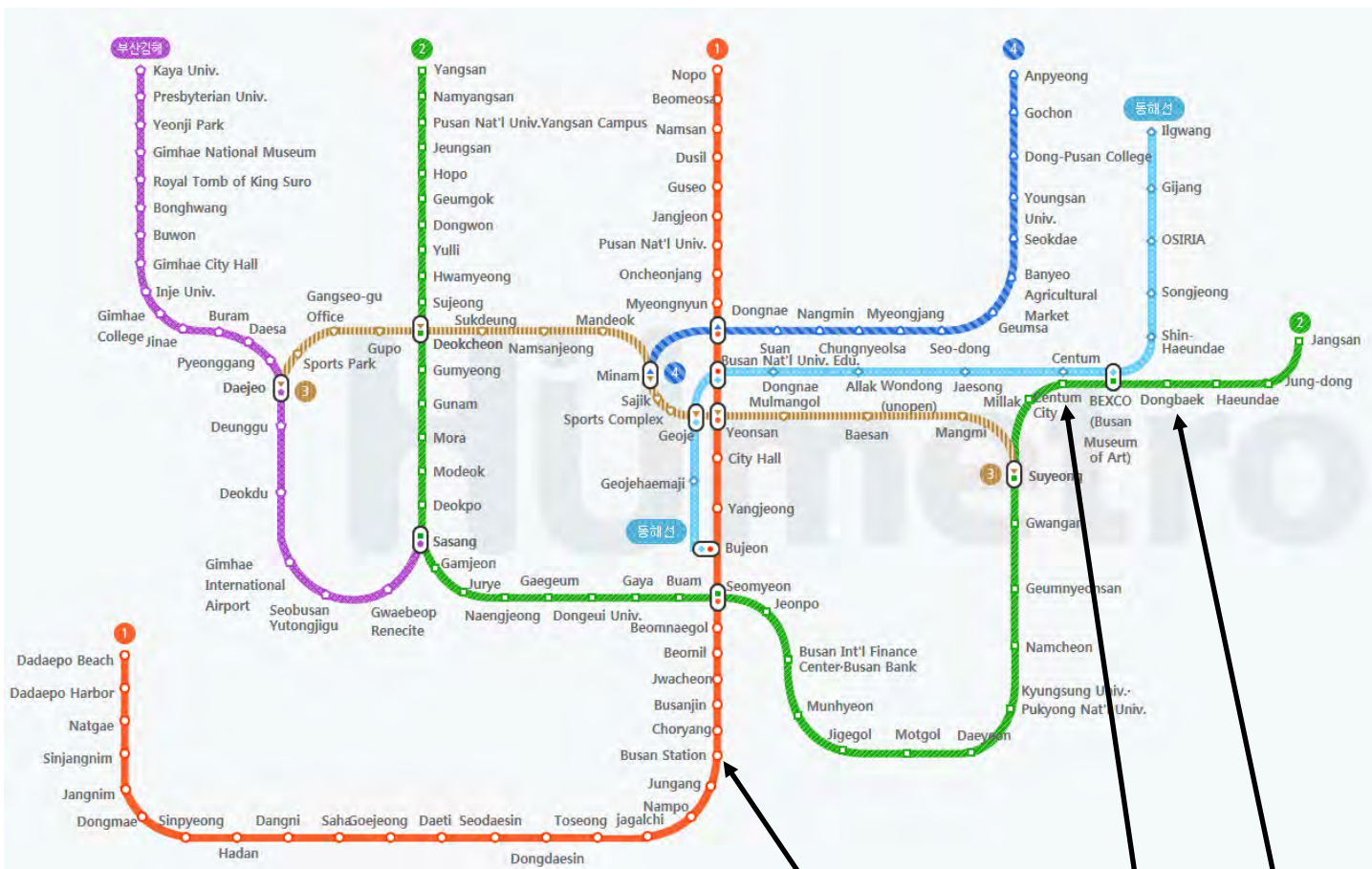
Fare : One Section - 1,400 won, Two Section - 1,600 won **Website:** <http://www.humetro.busan.kr/english/main.do>



See the list at the end of this packet for mobile phone apps to help you get around in Korea.

TAKING THE BUSAN METRO

Subway: Busan has an extensive subway system with four lines and a light rail. Train schedules vary but run from about 0500 to midnight. Busan city metro guide: <http://www.humetro.busan.kr/english/main.do> provides information on fares, schedules, routes, and lost and found (all in English).



Fare : One Section - 1,400 won, Two Section - 1,600 won

Website: <http://www.humetro.busan.kr/english/main.do>

CENTUM SKY BIZ BLDG

MARINE CITY

KTX TRAIN

TAKING THE PUBLIC BUS

Getting around Chinhae and Busan by bus is another good option, with the unlimited number of local buses throughout the day. The buses consist of three types: regular, express and late-night buses. When riding, look at its route and plan your itinerary, particularly if the bus is crowded. Local buses usually display the destination in both English and Korean, including recorded announcements on the next stop. Most buses will stop at each location, but if you see your bus arriving make it clear you want them to stop it by stepping forward and giving a wave. Be aware of the bus mirrors when it pulls into the stop and have your cash or transport card ready when you step on the bus as they only stop for a very short time.



Red lights on top left indicate the bus number. The 305,305-1,305-2,317 buses come right in front or across from CFAC.



Bus Stops (Bus Information System) As you can see in the picture, it shows the time until buses arrive: Bus no. 317 arrives soon “잠시후” means bus will be here in less than 2 minutes. And bus no. 305 arrives in 5 minutes.

Paying by a transport card - Simply tap your card against the reader and hold it there until you hear it beep (and sometimes a thank you message), and don't forget to check the amount paid and your remaining balance on the reader. Important:



When getting off the bus always tap your card whether you intend to transfer or not. If you forget to tap off, you may have to pay a higher fare and on some services, a minor charge.



Paying by cash - If you use cash, try to have exact cash/change recommended or you may end up losing money if you pay with a 10,000 won note as the driver is not allowed to make change and coin change is given via a machine.

Getting Off the Bus - When you're approaching your stop, don't forget to press the red button on the walls, bars, or ceiling. It's recommended that you get up and make your way to the rear door just before arriving at your stop so you have time to tag off first. Buses in Korea can get very crowded at times and buses only stop very briefly. Some buses have screens that will show the name of the current and next stops, but sometimes the screens are not visible or not turned on so you'll have to rely on your listening skills or place recognition.



Seats for the Pregnant, Disabled or Elderly— There will be several seats at the front of the bus marked for pregnant, disabled or elderly passengers. Sometimes people will not sit in these seats even if the bus is full. If you do use one of these seats, be aware that it's expected (and common courtesy) that you'll give them up to anyone getting on the bus who fits the above categories.

BUSAN FARES	City			Express		
	Adult	Teenagers	Children	Adult	Teenagers	Children
Cash Fare	1,300	900	400	1,800	1,700	1,300
Transportation	1,200	800	350	1,700	1,350	1,200

* Late-night extra charge: 400 won for adult, 200 won for youth, 200 won for children

DRIVING IN KOREA

GETTING A LICENSE

WHO MAY DRIVE

Active-duty military personnel are required to have a valid state driver's license when you report to this Command but only the following personnel are authorized to have a POV license in Korea:

- Anyone command-sponsored, regardless of grade
- USFK service members, grade E-5 and above
- DoD civilians, grade GS-5 and above
- Invited contractors with SOFA privileges
- Anyone in Joint Domicile status, authorized a POV on their orders
- Personnel with a letter of approval from the Commander.



GETTING A LICENSE

Training and testing for the USFK Driver's License (USFK 134EK) is conducted at the Joint Knowledge Online (JKO) website. The training and testing are open to all Service Members, DoD civilians, and their respective dependents. Personnel with a CAC should log into JKO with their CAC and register for training.

Personnel without a CAC must first create a JKO account using a user id and password and then take the training and the test. Do not take the training and test using your sponsor's CAC. To receive credit for the training and the test, you must log onto JKO with your own account credentials.

There are two training modules associated with the training. The training module, course number is USFK-US002 (the direct link to the training: https://jkosupport.jten.mil/html/COI.xhtml?course_prefix=USFK&course_number=-US002). The testing module, course number USFK-US002-B (the direct link to the testing: https://jkosupport.jten.mil/html/COI.xhtml?course_prefix=USFK&course_number=-US002-B). The training is a prerequisite to the test and individuals may not take the test without first completing all the training modules. **Note: Test scores are good for 60 days. Licenses will not be issued to personnel that have taken the test more than 60 days prior to applying for a license.**

Active-duty military personnel, civilian employees and family members age 18 or older who are planning to drive a POV must get a USFK driver's license. Drivers must pass an eye exam and a written test. Military personnel are issued a USFK driver's license for two years, while DOD civilians are issued a five-year license. Invited contractors and their dependents must also get a ROK driver's license. Documents needed:

- * Valid U.S. driver's license (renew before coming to Korea)
- * Sponsor's military orders
- * Letter of approval from commander
- * Proof of overseas insurance

Learner's permits may be obtained by family members age 16 and older. They entitle the holder to drive only on military installations while accompanied by a licensed driver during daylight hours.

VEHICLE INSURANCE

You must have insurance in order to register your vehicle and there are several options available. USAA can advise you on current insurance recommendations for Korea (Phone Number ONSE 008-800-531-87220/DACOM 002-800-531-87220 / KTA 001-800-531-87220) or you can use an English speaking agent for Korean insurance companies. Traffic violations, even minor ones, are handled by the criminal law system and can carry criminal penalties, especially if there has been injury or death. Korean law encourages private compensation of injured parties by the person at fault. An adequate insurance payment to the victim often meets the requirement of the law; therefore, criminal charges against the person responsible are usually reduced or dropped. Having sufficient insurance can keep you out of jail.

DRIVING CULTURE & TIPS

Talk to anyone who has spent time here and they will undoubtedly tell you about their adventures on Korean roads and highways. One of the main reasons driving in Korea is not quite like driving in the U.S. or anywhere else for that matter is there are many new and inexperienced drivers. Though the rules have recently become more strict to obtain driver's license, for years people could drive without really having learned traffic laws or taking instructional courses.

Always drive defensively and expect the unexpected!

This means you will see vehicle maneuvers that are completely unsafe. On top of that, not all pedestrians,

motorcyclists, and farm vehicle operators are used to cars and thus don't always behave safely, especially in the countryside or smaller towns. Korea unfortunately is a world leader in traffic deaths. Staying alert should be your top priority behind the wheel. Always comply with Korean laws, even if others around you don't, because failure to do so could count heavily against you in case of an accident. And of course, never drink and drive.

As a pedestrian or driver, do not expect the right-of-way courtesies in Korean traffic. Korea has one of the highest incidences of pedestrian and vehicular accidents in the world.

WHAT YOU MUST KNOW

PEDESTRIANS

- People of all ages tend to dart out into traffic with out looking and children are taught to raise their forearm to signal drivers to stop.
- Watch out for people walking along back roads, which can be very narrow, curvy and often do not have any shoulder room or sidewalks.
- Bikes, mopeds, and scooter often pop up onto, drive down, and park on the sidewalks.

JUST BE AWARE THAT...

- Cars may STOP in the most unlikely places: in the middle of the street, on a curve, on the highway, etc. Always be prepared to stop suddenly and also be cautious of cars popping out of driveways and ignoring your right-of-way.
- Vehicle bearing loads (including people) and vehicles descending a hill have the right-of-way.
- The bigger vehicle always has the "right-of-weight." Never try to outrun a bus or truck!
- Red lights, turn lanes, and the like tend to be viewed as suggestions rather than rules. Taxis, truck and bus drivers are often the worst offenders.
- When slowing down or coming to a sudden stop for a traffic jam, Koreans will turn on their hazard lights. Be prepared to slow down or stop and put on your flashers, too.
- Korean drivers will often use their flashers to say "thank you" for letting them cut in or turn in front.
- Koreans often turn off their headlights at an intersection after dark.
- In Busan, certain areas have BUS ONLY lanes. Do not drive in them. There are special lanes/lights for turning left across the bus lane.
- You can turn right on red, but turn left only on the left arrow signal.
- Always stop at red lights by crosswalks, which are often near schools.
- Drivers and passengers must wear seatbelts.

Stay calm, be safe, & plan extra travel time especially on weekends or holidays.



BUYING A CAR IN KOREA - You may be wondering whether to ship your POV from the United States to Korea. If so, it might help to know that inexpensive local cars are available. Sailors are PCSing throughout the year, particularly in the late spring, and are selling their cars. Most of the cars that come on the market are older Korean models such as Hyundai Excel or Sonata. Prices vary depending on vintage and condition, but it is not hard to find a car in the \$500 to \$2,000 price range and you shouldn't have any problem selling it again at the end of your tour. There are several buy/sell expat groups on Facebook.

HOW TO PICK-UP A POV & REGISTER A POV IN BUSAN



A step by step guide on how to retrieve your POV from the Daegu area VPC

CNFK HQ Quarterdeck: 315-763-8023 (from cell: 0503-363-8023)

**** RETAIN A COPY OF ALL DOCUMENTS FOR YOUR OWN RECORDS THROUGHOUT THIS GUIDE ****


Navigation Apps for cellphones



Naver Map – An English friendly navigation app that is easy to use. Recommend obtaining the VPC location, the BSC Pier 5 location and the CFAC Chinhae base from a co-worker.



Kakao Maps – Also an easy map to use. Recommend getting familiar with both applications to ensure a smooth arrival at any of the destination.



Map.

Waze – May not be the best application to use but you can easily search any base on this app. Great to use to find accurate address to use with Kakao Maps or Naver



Busan vehicle registration contact numbers

Busan Storage Center/Pier-5 (BSC) DBIDS & Vehicle Registration Office (VRO) – 763-7779

Camp Henry (located in Daegu) Vehicle Processing Center (VPC) – 768-8381

Other Base Vehicle Registration Numbers

CFAC (DRO/DBIDS) 763-5296

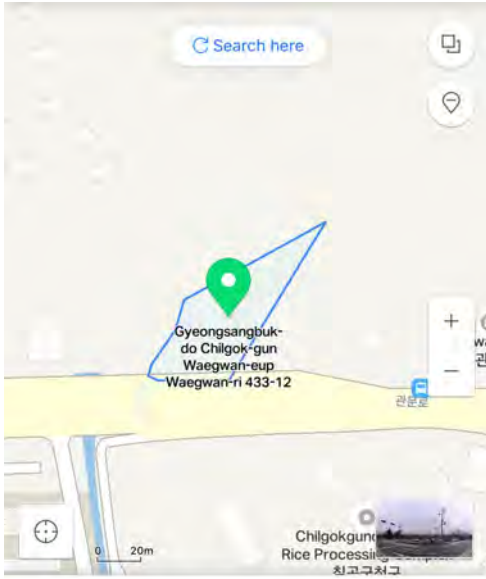
Camp Walker 768-6108

Camp Carroll 765-8575

NOTE: All USFK and ROK forms mentioned in this document can be obtained from your local DBIDS & Vehicle Registration Office.

NAVER

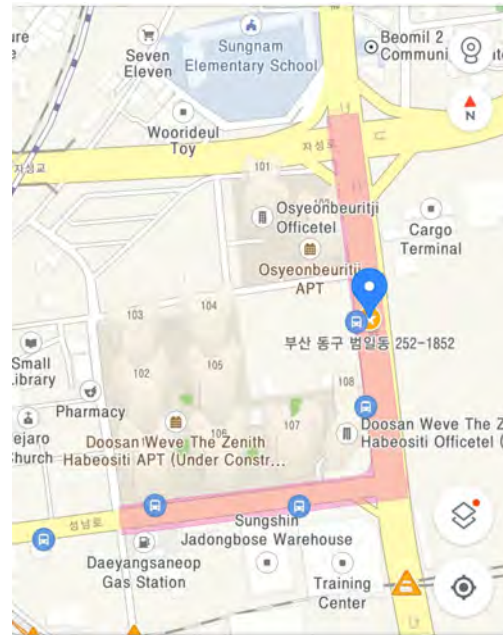
Pier 5



Gyeongsangbuk-do Chilgok-gun Waeg...
115km
Gyeongsangbuk-do Chilgok-gun Waegwan-eup Wae...

KAKAO MAPS

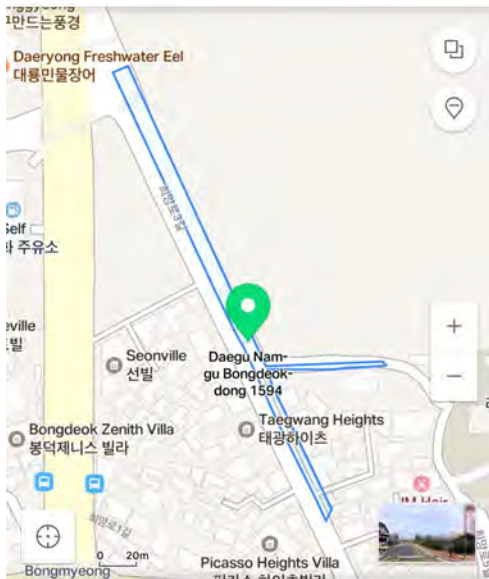
Pier 5



부산 동구 범일동 252-1852



Camp Henry



Daegu Nam-gu Bongdeok-dong 1594
95km
Daegu Nam-gu Bongdeok-dong 1594

Camp Henry



대구 남구 봉덕동 1594



A. Receiving and registering a vehicle that you shipped into the ROK:

Step 1. Gather the documents required for picking-up the vehicle from the VPC and subsequent registration

- Proof of insurance in Sponsor's name (insured's name must match registered owner (Sponsor) unless Power of Attorney is used during registration).
- Valid USFK 134EK SOFA Driver's License (orange DL card). A valid stateside DL may be used if within thirty days of arrival to Korea for obtaining ROK registration.
- Import/customs shipping documents (vehicle shipping forms). Normally, this is an email from Camp Henry VPC confirming the vehicle is scheduled for pickup.
- Valid DOD ID.
- Military Orders (Active Duty); Letter of Employment (DOD Civilians)
- USFK Form 31EK-E (Application for Registration of USFK Privately Owned Vehicle). 31EK-E may be obtained from the local DBIDS & Vehicle Registration Office.
- Permit for Temporary Plates; this is a ROK Form that may also be obtained from the local DBIDS & Vehicle Registration Office. Located Pier 5.

Step 2. Prior to picking-up the vehicle from the Vehicle Processing Center (VPC):

- Schedule an appointment to pick-up at Camp Henry via the VPC website.
- Take all documents to local DBIDS & Vehicle Registration Office to receive temporary license plates and registration (10,000 ₩ for temporary plates). Not a same day process. Once you take all necessary paperwork to the Pier 5 Vehicle Registration Office it will take a minimum of **one day** for them to retrieve the temporary plates from the Korean DMV.
- The local DBIDS & Vehicle Registration Office will issue you a USFK Form 192EK (Temporary Vehicle Pass) valid for **ten-days**. You will pay a fine after 10 days.
- Have your sponsor take you to Camp Henry to pick-up your vehicle.
- You must mount the wooden temporary plates and display the Temporary Vehicle pass in the front windshield until permanent registration is complete.

Step 3. ROK Vehicle Registration

- After vehicle is picked-up, the owner must return to their local DBIDS & Vehicle Registration Office to obtain a vehicle safety inspection. The safety inspection is the emissions test that is completed in the big car-port next to the gas pump at the BSC Pier 5 location.
- **NOTE:** Personnel have ten (10) days after issue of temporary plates to obtain permanent registration in the ROK. If temporary plates are not returned, or the vehicle is not permanently registered within 10 days, a fine may be imposed ranging from 50,000 Won to 100,000 ₩.
- The permanent Korean Registration Form and steel License plates are issued at the local DBIDS & Vehicle Registration Office.
- After receiving permanent plates and Korean Vehicle Registration the local DBIDS & Vehicle Registration Office will register the vehicle into DBIDS, and issue you a USFK Registration Decal and USFK Form 207 (USFK Registration and Certificate of Title).
- Vehicle registration in DBIDS coincides with sponsor's DEROS.
- Vehicle registration in ROK is the Sponsor's responsibility.

B. Shipping-Out a vehicle from the Republic of Korea (ROK):

Deregistering a vehicle for shipping it out of the ROK:

Step 1. Coordinate/schedule to have the vehicle shipped out of country

- Coordinate/schedule to have the vehicle shipped out of country by contacting the Vehicle Processing Center (VPC) located at Camp Henry.
- Personnel who anticipate that they may have outstanding ROK traffic fines (tickets) can make an inquiry about their traffic status at the local DBIDS & Vehicle Registration Office and coordinate to have them cleared/paid.

Step 2. Gather the documents required for deregistration and obtain ROK Temporary License plates and Registration Form.

- Proof of insurance in Sponsor's name (insured's name must match registered owner (Sponsor) unless Power of Attorney is used during registration).
- Valid USFK 134EK SOFA Driver's License (orange DL card). A valid stateside DL may be used if within thirty days of arrival to Korea for obtaining ROK registration.
- POV export confirmation document issued from VPC
- Initial import/customs shipping documents.
- Valid DOD ID
- Military Orders
- USFK Form 207 (USFK DBIDS Vehicle Registration)
- The ROK Vehicle Registration Form
- Permit for temporary plates; this form may be obtained from local DBIDS & Vehicle Registration Office.
- **NOTE:** Both deregistration, and applying for temporary plates must be completed at the same time (Cost; 10,000 ₩)

Step 3. Take all documents to the local DBIDS & Vehicle Registration Office to receive ROK Temporary License Plates and Registration Form

- The local DBIDS & Vehicle Registration Office will process USFK Form 32EK-E (Application for Cancellation of USFK POV Registration) for deregistration of the vehicle. Maintain a copy of the completed 32EK-E as confirmation of deregistration.
- Submit Permit for Temporary Plates (ROK document) to obtain Temporary Plates.
- Receive temporary plates for the local DBIDS & Vehicle Registration Office and mount on vehicle front and back.

Step 4. Take the vehicle to Camp Henry for processing/turn-in

- Ensure the ROK Temporary Plates are removed before turning over the vehicle to VPC
- Obtain a receipt that the vehicle is processed for shipping out of country.

Step 5. Return the ROK Temporary Plates to the local DBIDS & Vehicle Registration Office

- The VRO clerk will cancel USFK Form 207 (USFK Registration) at the time of out-processing.

C. Purchasing/selling existing vehicle within the ROK (Transferring Ownership)

NOTE: If purchasing vehicle from a Korean National the below process shall be used, with the exception of the seller needing to provide USFK Forms 207 and 32EK-E.

Pre-transaction (buy/sell) criteria:

- Both the buyer and the seller must be present at the local DBIDS & Vehicle Registration Office to conduct registration transfer of subject vehicle.
- Buyer must be authorized to own, operate and register a POV in the ROK.
- All fines, fees and traffic tickets must be cleared prior to transaction (Seller's responsibility)

Step 1. Gather the documents required for selling/buying an existing, previously SOFA registered vehicle.

Seller:

- Korean Motor Vehicle Registration Form.
- USFK Form 207 (USFK Registration and Certificate of Title)
- USFK Safety Inspection.
- USFK Form 20-E (Bill of Sale) valid for 10 days of transaction
- USFK form 32EK-E (Application for Cancellation of USFK Privately Owned Vehicle).

Buyer:

- Proof of insurance in Sponsor's name (insured's name must match registered owner (Sponsor) unless Power of Attorney is used during registration).
- Valid USFK 134EK SOFA Driver's License (orange DL card). A valid stateside DL may be used if within thirty days of arrival to Korea for obtaining ROK registration.
- Valid DOD ID
- Military Orders
- USFK Form 31EK-E (Application for Registration of USFK Privately Owned Vehicle). 31EK-E may be obtained from the local DBIDS & Vehicle Registration Office.

Step 2. Transfer the vehicle registration between two SOFA members (buy/sell):

- Take all document to the local DBIDS & Vehicle Registration Office

Step 3. USFK Safety Sticker Application (Registering vehicle for access to USFK installations:

- After completing the sale transaction and the buyer receives new Korean Vehicle Registration: the buyer will receive registration in DBIDS and be issued USFK Vehicle Registration Decal and USFK Form 207 (Registration and Certificate of Title).
- Vehicle registration in DBIDS coincides with sponsor's DEROS.

D. Purchasing a vehicle on Republic of Korean (ROK) Economy

Step 1. Gather the documents required for registration and obtain ROK Temporary License plates and Registration Form from local DBIDS and Vehicle Registration Office.

- Proof of insurance in Sponsor's name (insured's name must match registered owner (Sponsor) unless Power of Attorney is used during registration).
- Valid USFK 134EK SOFA Driver's License (orange DL card). A valid stateside DL may be used if within thirty days of arrival to Korea for obtaining ROK registration.
- Valid DOD ID.
- Military Orders (Active Duty); Letter of Employment (DOD Civilians)
- USFK Form 31EK-E (Application for Registration of USFK Privately Owned Vehicle). 31EK-E may be obtained from the local DBIDS & Vehicle Registration Office.
- Certificate of Manufacture (Registrant name and SSN have to be annotated)
- 12000 ₩ Fee for Temporary Plates

Step 2. Pick-up Vehicle, mount and display temporary ROK plates and registration form.

Step 3. ROK/USFK Vehicle Registration

- After vehicle is picked-up, the owner must return to their local DBIDS & Vehicle Registration Office to obtain a vehicle safety inspection.
- **NOTE:** Personnel have 10 days after issue of temporary plates to obtain permanent registration in the ROK. If temporary plates are not returned, or the vehicle is not permanently registered within 10 days, a fine may be imposed ranging from 50,000 ₩ to 100,000 ₩.
- The permanent Korean Registration Form and steel License plates are issued at the local DBIDS & Vehicle Registration Office.
- After receiving permanent plates and Korean Vehicle Registration the local DBIDS & Vehicle Registration Office will register the vehicle into DBIDS, and issue you a USFK Registration Decal and USFK Form 207 (USFK Registration and Certificate of Title).
- Vehicle registration in DBIDS coincides with sponsor's DEROS.
- Vehicle registration in ROK is the Sponsor's responsibility.

DOD CIVILIANS - IF YOU ARE SHIPPING YOUR PERSONAL VEHICLE TO/FROM BUSAN, CONTACT BUSAN STORAGE CENTER FOR A DIFFERENT CHECKLIST!

- Double check with them BEFORE your vehicle arrives to ensure you follow the correct steps to get your vehicle registered and inspected properly
- Contact BSC 3-4 WEEKS BEFORE leaving Korea as there are other documents you need from the exporter/shipper before your vehicle can be de-registered in Korea and move forward with the temporary plates.



ACCIDENTS

IN CASE OF ACCIDENT

- Show your SOFA or ID card
- Call the Security office closest to you immediately and wait there until they arrive (may take a while).
- DO NOT leave the scene of the accident!
- If a Korean national is involved he or she may call the KNP (Korean National Police).
- **Do not sign anything** or agree to any immediate cash settlements.
- Take photos of the accident scene if possible. Write down what happened with details.
- White chalk/paint to mark your tires before moving your vehicle.

SECURITY DESK/QUARTER DECK TELEPHONE NUMBERS (FROM COMMERCIAL PHONE)

Location	Phone Number
Chinhae	(050) 3363-5345, 5296
Busan	Call Chinhae
Seoul	(02) 7914-8177, 8179
Pyeongtaek	(031) 690-6600, 6601, 6602
Songtan	(031) 661-5515, 5757
Suwon	(031) 220-4933, 4819
Daegu	(054) 470-4141, 5640
Osan	031-661-4350

Write any other important phone numbers here:

ACCIDENT REPORTING PROCEDURES

In ENGLISH / HANGEUL

SHOW THIS MESSAGE TO THE KOREAN DRIVER RIGHT AFTER AN ACCIDENT

차량사고 보고절차

- Both of our vehicles have been involved in an accident.

우리는 두 차량의 사고에 관련되었습니다.

- I must report this incident to Security immediately.

본인은 즉시 이 사고를 미국 헌병대에 보고하겠습니다.

- Please contact the nearest Korean National Police.

당신도 이 사고를 가장 가까운 한국경찰 당국에 연락하십시오.

- We must both wait here until both police authorities arrive.

한국경찰과 미국헌병이 올 때까지 사고 현장에서 기다려야 합니다.

- We should follow the police officer's instructions and wait for them to determine the cause of the accident

우리는 경찰의 지시에 따라야 하고, 사고원인이 판명될 때까지 기다려야 합니다.

- If you have any questions, please call Security at CFAC 055-540-5296, or Military Police (Yongsan 02-7914-8177, Osan 031-661-4350, Pyongtaek 031-690-6600, Daegu 053-470-4141).

만약 어떤 의문이 있으시면 미국헌병대로 전화하십시오.

전화번호: 050- 3363-5296 진해 미해군 헌병대

02- 7914-8177 용산미군헌병대

031- 661-4350 오산미군헌병대

031- 690-6600 평택미군헌병대

053- 470-4141 대구미군헌병대

- Thank you very much for your help and cooperation.

당신의 협조에 감사드립니다.



STAYING HEALTHY IN KOREA

Did you know??

MEDICAL SCREENING

Medical screening for overseas duty is required for both family and active duty personnel prior to transfer. Certain conditions requiring continuing specialist care may be determined to be incompatible with this isolated location. Decisions on overseas suitability are referred to Naval Hospital Yokosuka's OSS committee.

Their guidelines can be found at <http://www.med.navy.mil/sites/nhyoko/Pages/OverseasScreening.aspx>.

Exceptions are rarely approved and EFMP Category 3 and higher will likely be disqualified from assignment in Busan or Chinhae.

CHINHAE MEDICAL CARE

The Branch Health Clinic Chinhae is a satellite clinic of the U.S. Naval Hospital Yokosuka, Japan and provides outpatient medical care (adult, pediatric and women's health services) to the active duty service members, their dependents, retirees, civilian contractors and Americans working abroad in Korea. In-patient care is provided at one of four accredited local Korean hospitals. Referrals for specialty care are done at the 121st Army hospital in Seoul and at Gyeongsang National University Hospital in Changwon and Samsung Medical Center in Masan. Laboratory services are available once per week and delivered to Camp Walker Army Clinic in Daegu.

Health Benefits Questions??

Please contact your local TRICARE Representative for information on TRICARE Pacific and Dental Plans, which covers dependents within Korea. 121st ACH has a TRICARE office (737-1433), also BHC Chinhae (762-5415) can provide guidance on benefits.

BUSAN MEDICAL CARE OPTIONS

Military Facilities: Chinhae is the closest Medical facility to Busan. Camp Walker in Daegu also provide more services. Most care however, can and should be conducted in Busan as treatment on base may not even be an option under many circumstances.



Insurance Options: Most families of Active Duty Service Members in Busan utilize TRICARE REMOTE

PRIME (TRP) for their medical needs. TRP is managed by International SOS (ISOS) and through network authorized medical locations, families pay little to nothing out of pocket for treatment. Active Duty Members may only use TRP while additional options exist for civilian employees, DoD family members, retirees, and reservists.

Visit: www.tricare-overseas.com to learn more about the best options for your family and enroll today.



Dental Care

There is no dentist stationed in Chinhae so service members and their dependents must have their Dental Status updated prior to departure and are encouraged to have any issues addressed at that time. Active duty can be seen at Camp Walker, an Army base in Daegu. For dependents, there are dental offices in Busan that are affiliate with the TRICARE dental program, United Concordia. For emergency care, all can go out in town to TRICARE friendly dentists and sailors can go to Camp Walker.



Emergency Care * Emergency Care * Emergency Care

BUSAN—Emergency care is at St Mary's Hospital in Busan (5 mins away from ROK base).

CHINHAE—Provided at Gyeongsang National University Hospital in Changwon (15 minutes away from Chinhae base) and Samsung Medical Center in Masan (25 mins away from Chinhae base).

EYE CARE

Please come with two pair of eyeglasses or adequate contact lenses, gas mask inserts (command requirement) and a written prescription for your eyeglasses in case you need to replace them while in Korea. Thankfully, this can be done at low cost on the economy.

Please call 011-82-55-540-5415 or DSN 315-540-5415 with any questions. The Army has an optometry clinic at Camp Walker (764-4422) where you can make appointments for routine optometry care, including diabetic eye screenings. Every year in the spring they provide 2 days of on-site full-scope optometry with same or next day fabrication of glasses and inserts at BHC Chinhae.

IMMUNIZATIONS:

Your doctor may recommend additional vaccinations before you arrive to Korea. Check with your PCM at least six weeks prior to your move. Additionally, visit the CDCs website below for the most up to date information on medical recommendations before you arrive.

ANNUAL EXAMS:

TRP members have access to annual physicals, eye appointments, hearing tests etc. in Busan. Do not miss out on routine care simply because you are living overseas. Most of these appointments are networked at one of the major hospitals and require prior authorization.

MENTAL HEALTH

Mental Health needs are one of the most difficult medical needs to meet in Korea. The general guideline is that mental health needs requiring more than once monthly specialty care exceeds the capabilities available on the peninsula and the AD or family member should be considered for early return to CONUS. Acute suicidal ideation or other MH emergencies will be MEDEVACed due to lack of local resources— either to Naval Hospital Okinawa or Seoul 121st ACH which has full scope care including inpatient psychiatric, but both can only accommodate once monthly or bimonthly visits or to provide stabilization prior to MEDEVAC.

BLOOD TYPE

People with Rh negative blood types should clearly display the information in their medical records as such is extremely rare in Korea and a must know in emergency circumstances.

OBSTETRICS

All routine prenatal care for service members stationed in Busan can be either at Chinhae with the Family Medicine / OB doctor or with local Host Nation Provider (Gyeongsang National University Hospital, Samsung Medical Center, Medipark in Daegu, St Mary's Hospital Busan or Busan National University Hospital). Additionally, patients may receive obstetric care at 121 Brian Allgood Hospital in Seoul.



Routine pregnancies may deliver at the 121st Army Hospital in Seoul, or a local Korean Hospital. Those who choose to deliver at the Army hospital in Seoul will be transferred to Seoul at 38 weeks gestation.

Member's command will provide funded TAD orders for the expectant mother's stay at the Dragon Hill Lodge at the leisure rate in Seoul. Patients need to get a memo from Ob/Gyn at 121st for the discounted "Stork's Nest" rate.

Complicated pregnancies may require referral / TAD earlier than 38 wks. Single members who become pregnant will generally be transferred from Korea before 20 weeks gestation. This is USFK policy which has precedence of OPNAVINST.

PRESCRIPTIONS

Chronic medications are refilled once per week with the assistance of Camp Walker Pharmacy. It is also a good idea to talk to your doctor and get a stocked supply of certain prescriptions if possible. ISOS *does* offer an overseas prescription refill service as well but restrictions to what can be sent in the mail do apply so you should call for more information long before you run out.

PREVALENT DISEASES & SPECIAL CONCERNS

COLDS AND ALLERGIES Air pollution is a problem in Korea, especially around Seoul. People who suffer from allergies, asthma, and other respiratory problems often have difficulty here. Because the air is also very dry in the winter, it helps to have humidifiers and air filters. During the spring there are frequent episodes of “yellow dust” (actually Gobi Desert sand), which can cause discomfort even to those without prior allergies. Newcomers often get more colds during their first year since they are exposed to many new viruses for which they have no immunity.

TUBERCULOSIS This is a serious health threat in Korea, especially in areas that are very crowded and poorly ventilated. Avoid places that meet these conditions, such as the congested underground markets in Seoul. A TB skin test is required 60 days before PCSing from Korea. Those who test positive for exposure to TB do not necessarily get the disease, but still must get treatment.

KOREAN HEMORRHAGIC FEVER (KHF) An airborne disease transmitted by rodent saliva /droppings, KHF causes flu-like symptoms and, if left untreated, serious organ damage or even death. Since straw is a favorite nesting area for rats and mice, avoid creating airborne dust by not playing, walking, or camping in rice paddies. Be careful around dumpsters and other places that could attract vermin. If rats are discovered in your apartment, report this to the Health Clinic immediately. KHF is curable with medications if treated early.

MALARIA Although uncommon, malaria is a concern along parts of the DMZ up in Area I. Mosquitoes are constantly being tested to make sure this disease does not spread to other parts of Korea. Still, avoid standing pools of water and night time exposure to mosquitoes by using insect repellent.

I'm Sick! Now What?

If you are using TRP, think of ISOS as your PCM. In the case of an **EMERGENCY**, head immediately to the hospital (see the map on Page 4). Otherwise, acquire authorization prior to seeking treatment whenever possible to avoid out of pocket expenses.

Call: +1-877-678-1208 (available 24/7). Patients will speak to medical professional to determine which treatment is needed.

Authorization: ISOS will issue an authorization letter. In most cases they will send a copy to your email of choice and the hospital or medical facility so it is waiting for you when you arrive.

Schedule: You can schedule the appointment your- self or ISOS can do it for you. In some facilities, with enough notice this can also ensure a translator is available upon your arrival

Focus on Your Family: Now head to the doctor's and get some rest! ISOS will follow up with you via telephone and email to authorize additional treatment under your claim or close your case when treatment is complete.

Important Tips: Maintain medical documents for inclusion into electronic records. To avoid paying out of pocket, contact ISOS within three days of routine or urgent care so a retroactive referral can be submitted

SPECIAL CONCERNS

FOOD: Fruit and vegetables should be peeled or washed thoroughly to remove remnants of fertilizer and other contaminants. As in any country, eating raw meat or fish, whether from the market or in a restaurant, could contain salmonella bacteria. Restaurants are generally quite clean, but not all follow the same level of health and sanitation standards as the U.S. and certainly street food stalls may not be the cleanest. Recommend making sure that street foods have been well cooked to minimize germs. Remember that although most Korean food is very healthy, some dishes may be too salty for those who are watching their sodium intake.

WATER: The tap water off base is fine for cooking, brushing teeth, and washing dishes, but because it has been found to contain small amounts of arsenic and other pollutants, it is not recommended for drinking.

WILDLIFE: Korea has no scorpions or poisonous insects, but there are several spiders and centipedes with a painful bite. There are also wasps/hornets plus many sizes of mosquitos. Use insect repellent when enjoying outdoor activities. The mamushi pit viper is the only venomous snake known in Korea, but it is very reclusive. Bites are extremely rare and usually caused by unwise handling. Due to the risk of KHF (see above), avoid rats and mice and their nesting areas.

The information on pages 51-56 is courtesy of <https://www.korea.amedd.army.mil>

KOREAN NETWORK HOSPITALS OVERVIEW

This is an overview of all Korean hospitals. The distance provided gives you an idea how far each hospital is from your installation. Please see the following pages for detailed information regarding each approved hospital.

Uijeongbu St. Mary's	1.4	miles from Casey Clinic
Donggachon Joongang St. Mary's	3.1	miles from Casey Clinic
Adaptable Human Solutions	2.3	miles from 121 st Hospital
Aran Medical Center	9.5	miles from 121 st Hospital
CHA Gangnam Medical Center	5.3	miles from 121 st Hospital
Dr. Woo & Hanna's Skin and Laser	2	miles from 121 st Hospital
Ewha Women University Mokdong	7.3	miles from 121 st Hospital
Inha University Hospital	2.7	miles from 121 st Hospital
Samsung Medical Center	1.7	miles from 121 st Hospital
Seoul National University	5.4	miles from 121 st Hospital
Seoul St. Mary's Hospital	4.2	miles from 121 st Hospital
Sovereign Hospital	5.4	miles from 121 st Hospital
The Mind Care	5.3	miles from 121 st Hospital
Yeonseo St. Mary's Hospital	3.1	miles from 121 st Hospital
You & Me Psychological	4.7	miles from 121 st Hospital
Ajou University Medical Center	2.9	miles from Humphreys Clinic
CHA Bundan Medical Center	4.4	miles from Humphreys Clinic
Dankook University Hospital	2.0	miles from Humphreys Clinic
Good Morning Hospital	8.1	miles from Humphreys Clinic
Hallym University Dongan	2.1	miles from Humphreys Clinic
Pyeongtaek St. Mary's Hospital	8.7	miles from Humphreys Clinic
Seoul National University Bundang	3.6	miles from Humphreys Clinic
St. Vincent Hospital	23.5	miles from Humphreys Clinic
Yonsei Daewon Hospital	8.7	miles from Humphreys Clinic
Busan St. Mary's Hospital	7.3	miles from Camp Walker gate 4
Chilgok Kyungpook National	1.1	miles from Camp Walker gate 4
Daeju Catholic University	3	miles from Camp Walker gate 4
Daeju Fatima Hospital	5.5	miles from Camp Walker gate 4
Gumi CHA Hospital	3.4	miles from Camp Walker gate 4
Hyosung Hospital	2	miles from Camp Walker gate 4
Keimyung University Dongan	4.2	miles from Camp Walker gate 4
Pohang St. Mary's Hospital	3.9	miles from Camp Walker gate 4
Samsung Changwon Hospital	6.9	miles from Camp Walker gate 4
Won an Medi Park Hospital	4	miles from Camp Walker gate 4
Yonnam University	2.2	miles from Camp Walker gate 4
Asel Pediatrics	0.4	miles from Zenith Towers
Busan St. Mary's Hospital	7.7	Miles from Zenith Towers
Eillum Hospital	2	miles from Zenith Towers
Mindcare Center Institute	2.3	miles from Zenith Towers
Pusan National University	1.4	miles from Zenith Towers

LANGUAGE SERVICES

Navigating in Korean network hospitals without understanding the language can be frustrating for anyone. Feel free to utilize the 24/7 language interpretation services listed below while you are visiting Korean network hospitals. The two options are:

1. Call International SOS at 080-429-0880, select option 1, and ask for an interpreter
2. Call Language Line Solutions at 1688-4949 after the operator talks, dial 1-866-874-3972, provide client ID 597001, and ask for an interpreter

PROOF OF TRICARE ELIGIBILITY

Always ensure that you have a proof of TRICARE benefits eligibility. See directions below on how to download your eligibility letter. Always know what type of TRICARE program you have.

1. Go to milConnect to <https://www.dmdc.osd.mil/milconnect/>
2. Click on "Obtain proof of health coverage" link
3. Login with DS Logon, CAC or DFAS myPay Password.
4. Under proof of coverage, select family member
5. Click on the "Generate" button
6. Click "Open" on the "MyEligibilityLetter" PDF document
7. Print and carry with you to the Korean network hospital

KOREAN HOSPITALS AND INTERNATIONAL CLINICS

Usually every Korean hospital has an international clinic with English speaking staff that will assist you. It is important to know up front that active duty personnel must wear civilian clothing while visiting Korean hospitals in accordance with Army Regulation 670-1. TRICARE Prime Beneficiaries must have a referral before going to a Korean network hospital, unless it is an emergency. When visiting one of our Korean network hospitals, you can expect a modern design and atmosphere, and the same up to date technology as you would expect in the United States. Most of the signs are in Hangeul, the Korean language, with English translation to make it easier for their international visitors to navigate through their hospital. Many of the staff speak some English, and understand English as long as you speak slowly and clearly. They will make every effort to understand your needs and concerns while attending to your care. Your health and well-being is their priority, and they want your stay at their hospital to be as comfortable as possible. We ask that you be patient and cooperative with the hospital staff as they work to make sure you are taken care of in a timely manner and receive the best of care. Many of the hospitals have interpreters during normal business hours. If you need assistance, the international clinic will be glad to help and make sure that communication is clear, minimizing unneeded stress. Bringing a trusted friend or colleague with Korean language capability is an option. We are here to help and ensure that you receive the best of care in a patient-friendly environment. Please let us know if you are having difficulties or concerns so that we can help. TRICARE office DSN phone numbers are: Area I (315) 730-4695/ Area II (315) 737-1433/ Area III (315) 737-2780/ Area IV (315) 737-2779. To dial a DSN number from your cell phone, dial 05033 and the last six number of the DSN phone number. For example, to dial DSN 737-1433, dial 05033 37 1433.

We are here to serve our community of beneficiaries across the Peninsula with the very best patient-friendly access to healthcare.

EMERGENCY CARE AFTER HOURS

If you seek emergency care at a Korean hospital after hours, the international clinics will be closed. The emergency room staff may not always know how to deal with TRICARE process. Some of the hospitals have a 24/7 English speaking service phone number; you will find these numbers in this handbook, on each hospital information page. Usually emergency rooms reach out to an English speaking person as well. In case of an emergency you can always call International SOS who manages your care overseas at 080-429-0880. If you are a TRICARE Prime beneficiary, Korean hospitals that are within the network will file claims for you. If you are a TRICARE Standard beneficiary, be prepared to pay 100% upfront then file a claim to be reimbursed. See page 50 for the claim process. Every beneficiary must ensure that you get a diagnosis from your doctor for claim purposes. If you pay for medication, you will need both the doctor's prescription and a pharmacy receipt for claim processing.

OUTPATIENT HEALTH CARE

If you are receiving outpatient care and have an appointment scheduled, sometimes unexpected delays may occur (for example, a more emergent case), but usually you are seen promptly. Most Korean hospitals that are part of our network serve a very large community and work hard to ensure that each patient is seen and receives the best healthcare possible. They have each individual's best interest in mind and focus on fulfilling your expectations. It's a good idea to bring something to read or something to do to pass the time in case you experience a short delay. Also, the visit with your doctor is usually very brief. Doctors spend very little time with their patients. It is very in-and-out and onto the next patient. Most Korean hospitals in the network file claims for TRICARE prime beneficiaries. Check hospital information pages to find hospitals that file claims for TRICARE standard beneficiaries.

INPATIENT HEALTH CARE

If you are admitted to a Korean hospital, you can expect to share either a room with another patient or in the more recently built hospitals, a private room may be available. TRICARE does not cover private rooms unless a semi-private room is unavailable at admission time. If you are in a private room and a semi-private room becomes available, you will have to move, since TRICARE will not authorize payment for the private room. The hospital staff will help move your belongings into your new room upon request. During your admission, a Nurse Consultant from your local Military Treatment Facility (MTF) can visit you as needed and you can also contact him or her if you have any questions or concerns. We highly recommend you to talk with the Nurse Consultant in your area to learn what you are expected to bring with you and what to expect at the hospital for admission. Contact your local TRICARE office at the MTF to find out who is the Nurse Consultant in your area. We want to ensure that there is continuity of care and a seamless delivery of healthcare between our Military Treatment Facilities and Korean hospitals that are part of our network. Please remember that U.S. Military and civilian providers' place of duty is at MTFs; therefore, you will not see U.S. medical staff during your stay at Korean hospitals.

CULTURAL AWARENESS

We recognize that cultural differences do exist (language, food, and medication management, etc). While you remain an in-patient, the Korean families traditionally help hospital staff with the care of their patients. Because families take care of their ill patients, you may notice less nursing care than if you were in a U.S. hospital. The food will be different, even the western menu, if offered, will not be what you expect. Medical staff does not always wear gloves during every procedure like they do in the U.S. Child birth and delivery is very different. For example, most hospitals will not allow the father to be in the room during delivery, and none allow the father in the room during a C-section. If you are not accompanied by a family member, most hospitals recognize the need for additional assistance and may try to accommodate your needs. This will help alleviate stress and confusion, and gives you the opportunity to be better prepared for a more pleasant stay at one of our Korean network hospitals. You may experience a longer stay at a Korean network hospital than a western hospital as their approach to medicine and the healing process is different.

Although many hospitals have relaxed visiting hours, 2000 hours is considered the traditional time to conclude a visit so that patients can get needed rest. If you happen to share a room with another patient, it is best to refrain from playing loud music (use earphones) and if you need to make a call using your cell phone and are capable of walking, we recommend using the common area. Avoiding the use of strong aftershave, lotion, cologne, or perfume is also recommended as some patients may have allergies or sensitivities to strong smells. We thank you in advance for your cooperation in making each individual's hospital stay as comfortable as possible.

Korean medical practice is different than Western medicine. In Western medicine the patient is involved in the planning of their care, and is always questioning the care received to better understand their health state. However, in Korean medicine the patient relies on the health professional's medical opinion and care administered without questioning or the desire to know the process. All of the clinical decisions are made by the doctor, who then gives guidance and direction to the staff (nurses and administrators). It may seem at times that the staff may not be listening to you or ignoring your needs, but please know that this is not the case. They do understand your needs, but require the doctor to provide direction/approval before they can act upon your requests. Nurses, in particular, do not act as independent professionals, as American nurses do. If you are an

in-patient and you need something to help you sleep or you are having pain, do not hesitate to advise the nurse as early as possible so that they may get the required order from your doctor.

Unlike American doctors, Korean doctors are more paternalistic and tend to engage their patients less in the management of their cases. Often, the discussions with patients and family are limited with the Korean doctor and may seem to be directive or uncommunicative due to limited English-speaking ability or the reluctance to use their English. Again, be patient and try to develop a positive working relationship with your Korean doctor. Increasingly, many physicians in Korea have been trained abroad or understand the special needs of their American patients. Keep in mind that the goal is the same for all healthcare professionals and that is to deliver the best quality of care and return you to an optimal state of health.

Cultural Differences between America vs. Korean Hospitals/Patients

AMERICAN	KOREAN
High medical fee	Relatively lower medical fee
Short admission period	Relatively longer admission period
Bigger hospital rooms	Relatively smaller hospital rooms
Lower patient to nurse ratio (max 1:6)	Higher patient to nurse ratio (normally 1:12)
Wide use of disposables	Less use of disposables
Long doctor consulting time	Relatively short consulting time
Regular use of gloves	Relatively less generalized use of gloves
Harder to reach the specialists	Easy access to specialists
Shopping around for hospitals is not normal	Shopping around for hospitals is normal
Relatively lower tolerance to pain	Relatively higher tolerance to pain
Sensitive to body contact	Not sensitive to body contact
Positive for eye contact	Eye contact may be impolite
Individualism more accepted (privacy)	Groupism, family-oriented
Intramuscular injection given on arms	Intramuscular injection given on buttocks
Full nursing care	Families involved in patient care

Brian Allgood Army Community Hospital staff continuously works with the Korean network hospitals to make sure they follow appropriate standards of care for infection control and pain management.

Patient Care Provided by Family Members

1. Psychological support of the patient during the hospital stay
2. Helping patient with feeding/eating
3. Helping patient to use the toilet or toilet tray if patient is not ambulatory
4. Helping patient with prevention of falling accidents
5. Discussing patients' condition with doctors
6. Providing supplies for patient

BUSAN HEALTHCARE OPTIONS

AIEL PEDIATRICS

Regional call center coordinates all care, contact International SOS at 080-429-0880
 Phone: 051-744-7585
 Hours of operation: M – F 0900 – 1900
 Saturday and Sunday 0900 – 1300
 24/7 English speaking service: N/A
 See page 8 for language interpretation services
 Fax: 051-744-7586
 Email: aielediatricare@gmail.com
 Zenith Square #721
 33 Marine city 2-ro Haemundae-gu
 Busan NA 48119
 Website: N/A



SPECIALTIES: Pediatrics

DIRECTIONS

Taxi: Show text below to driver
 아이엘 소아청소년과 의원으로 가주세요. (Please go to Aiel Pediatrics)

Subway: Dongbaek Station, Busan subway line 2 (green) exit 1 → 1.1 mile walking distance or take a taxi (about 3,000 won)

International clinic: Inside map is not available, clinic is located in the shopping center



ELLIUM HOSPITAL

Regional call center coordinates all care, contact International SOS at 080-429-0880
 Phone: 051-933-0237
 Hours of operation: M – F 0900 – 1800
 Saturday 0900 – 1500
 4/7 English speaking service: 010-8607-6696
 Fax: 051-933-0319
 Email: ellium88@naver.com
 94 Haenun-daero, Haemundae-gu
 Ellum BD 9
 Busan NA 48104
 Website: www.elliumh.com



SPECIALTIES: Obstetrics & Gynecology

DIRECTIONS

Taxi: Show text below to driver
 엘리움 여성병원으로 가주세요. (Please go to Ellum Hospital)

Subway: Jang-san Station, Busan subway line 2 (green) exit 11 or 13 → hospital is right at the exit

International clinic: Inside map not available clinic is located on the 10th floor



BUSAN ST. MARY'S HOSPITAL

Phone: 051-933-7066
 International clinic working hours: M – F 0800 – 1700
 Saturday 0800 – 1300 for consultation
 24/7 English speaking service: N/A
 See page 8 for language interpretation services
 Fax: N/A
 Email: busan.stmary@gmail.com
 25-14, Yongho-ro
 232beon-gil, Nam-gu
 Busan NA 608-838
 Website: www.bsm.or.kr
 Does not file claims for TRICARE Standard
 See page 50 for claim process



SPECIALTIES: Allergy & Immunology, Cardiology, Dentistry, Dermatology, Dialysis, Emergency Care, Endocrinology, ENT, Gastroenterology, General Practice, Internal Medicine, Nephrology, Neurology, Obstetrics & Gynecology, Oncology, Ophthalmology, Orthopedics, Pathology & Laboratory, Pediatrics, Pharmacy, Physiotherapy, Psychiatry – Adult, Pulmonary, Radiology, Rheumatology, Sleep Studies, Surgery: Cardiothoracic/ Colorectal/ Facio-maxillary/ General/ Neurosurgery/ Vascular, Urology

DIRECTIONS

Taxi: Show text below to driver
 부산 성모병원으로 가주세요. (Please go to Busan St. Mary's Hospital)

Subway: Option 1: Daeyeon Station, Busan Subway line 2 (green) exit 1 → take bus # 22, 27, or 24, get off at Baek-wun-po hill, or take a taxi (about 6,000 won); Option 2: Busan Station, Busan Subway line 1 (orange) exit 10 → take bus 22, 27, 41, or 40, get off at Baek-wun-po hill, or a taxi (about 11,000 won)

International Clinic: Inside map not available, please go to reception desk on 1st floor



PUSAN NATIONAL UNIVERSITY HOSPITAL

Regional call center coordinates all care, contact International SOS at 080-429-0880
 Phone: 051-240-7472
 Hours of operation: M – F 0900 – 1730
 24/7 English speaking Service: 010-8504-8200
 Fax: 051-254-0192
 Email: IHCNUH@NAVER.COM
 179 GudeokRo
 Seogu
 Busan NA 602-739
 Website: www.pnuh.co.kr



SPECIALTIES: Allergy & Immunology, Cardiology, Dentistry, Dermatology, Dialysis, Emergency Care, Endocrinology, ENT, Gastroenterology, General Practice, Ground Ambulance, Infectious Disease, Internal Medicine, Nephrology, Neurology, Obstetrics & Gynecology, Oncology, Ophthalmology, Orthopedics, Pathology & Laboratory, Pediatrics, Pharmacy, Physiotherapy, Psychiatry – Adult, Pulmonary, Radiology, Rheumatology, Surgery: Cardiothoracic/ Colorectal/ Facio-maxillary/ General/ Neurosurgery/ Plastic/ Vascular, Urology

DIRECTIONS

Taxi: Show text below to driver
 부산대 병원으로 가주세요. (please go to Pusan National University)

Subway: Toseong Station, Busan Station line 1 (orange) exit 4 → hospital is about 700 meters from exit

International clinic: Building C, 7th floor



CLAIM PROCESS

- Fill out DD Form 2642 you can download it from the following link:
<http://www.dtic.mil/whs/directives/forms/eforms/dd2642.pdf>
also attach itemized medical receipts
- If payment exceeds \$1,000, attach 'Proof of Payment' (e.g. credit card statement)
- For pharmacy claims, attach doctor's prescription together with the receipt from the pharmacy
- If more than one patient, file claims separately
- If more than one claim, separate outpatient claim, inpatient claim, and pharmacy claim
- Check claim status with TRICARE Overseas Program by calling 080-429-0880 option 2

Claim Address for Active Duty Service Members
 TRICARE Active Duty Claims
 P.O. Box 7968
 Madison, WI 53707-7968

Claim Address for all others
 TRICARE Overseas Program
 P.O. Box 7985
 Madison, WI 53707-7985

For Standard beneficiaries only, example medical bill payment below is based of \$1,000.00		
<p>Retired deductible: Individual \$150.00/ Family \$300.00</p> <p>You pay deductible plus 25% of remaining balance</p> <p>TRICARE pays 75%</p>	<p>After deductible is met</p> <p>25%</p> <p>75%</p>	<p>Maximum amount you pay each fiscal year (Oct. 1 – Sep. 30) After this TRICARE pays 100%</p> <p>Catastrophic Cap \$3,000.00</p>
<p>ADFM E5 and above deductible: Individual \$150.00/ Family \$300.00</p> <p>You pay deductible plus 20% of remaining balance</p> <p>TRICARE pays 80%</p>	<p>After deductible is met</p> <p>20%</p> <p>80%</p>	<p>Maximum amount you pay each fiscal year (Oct. 1 – Sep. 30) After this TRICARE pays 100%</p> <p>Catastrophic Cap \$1,000.00</p>
<p>ADFM E4 and below deductible: Individual \$50.00/ Family \$100.00</p> <p>You pay deductible plus 20% of remaining balance</p> <p>TRICARE pays 80%</p>	<p>After deductible is met</p> <p>20%</p> <p>80%</p>	<p>Maximum amount you pay each fiscal year (Oct. 1 – Sep. 30) After this TRICARE pays 100%</p> <p>Catastrophic Cap \$1,000.00</p>

KOREAN CURRENCY

₩50,000 – This new 50K note features Shin, Sa-im-dang (1504-1551). This is the first time a woman has appeared on a Korean note and was a famous painter, author, poet and even more famous for mothering and raising the great philosopher Yul-gok also known as Yi I (pictured on 5,000-won note).



₩10,000 shows a portrait of King Sejong. There was a surge of creative literary activities in the early Yi Dynasty, especially during the reign of the 4th ruler, King Sejong, in 15th century. Hangeul was invented by a team of scholars working under the direction of King Sejong Great in 1446.



₩5,000 features (Scholar Yi, I): He worked with Scholar Yi, Hwang.



₩1,000 highlights the Scholar Yi, Hwang. He instituted political and economic reforms, adopted neo-confuciation, as the official state ideology in the early Yi Dynasty. This Confucian emphasis in many social institutions still exerts a strong influence on contemporary Korean life.



COINS

₩1 shows a Hibiscus Syriacus which is the national flower of Korea.

₩10 features the Dabo Pagoda built at the garden of Bulguksa Temple in Kyungju, the Shilla capital in the 6th century.

₩50 highlights the importance of rice as a staple food.

₩100 shows Admiral Yi, Sunshin, a celebrated hero and one of the inventors of the world's finest iron-plated, turtle-shaped warship.

₩500 has the Huck, which is a crane and the national bird and symbol of luck, noble and a long life since the Yi Dynasty.



Sailor/Spouse's Suggestions: A nice taxi driver warned us about when paying in Korea (especially in a dark taxi or restaurant) to be careful about accidentally using a ₩50,000 bill instead of a ₩5,000 because it is very easy to do and not everyone will be honest and tell you or give correct change.

CREDIT CARDS

Most major credit cards with chips are widely accepted in Korea and even in taxis. Some smaller shops, restaurants and the open air/farmers markets are cash only. ATM/debit cards can be more challenging to use but more places are accepting them.



Sailor/Spouse's Suggestions: Sometimes a credit card I normally use will start getting denied for no reason. So I always carry a back up credit card, some cash, and my metro/bus/taxi card just in case!

EXCHANGE RATES

The won exchange rate is always changing. The exchange rate in Sept 2019 is \$1 = ₩1,189.

\$1 to \ 900		\$1 to \ 1,100		\$1 to \ 1,300		\$1 to \ 1,500	
Dollar	Won	Dollar	Won	Dollar	Won	Dollar	Won
1	900	1	1,100	1	1,300	1	1,500
5	4,500	5	5,500	5	6,500	5	7,500
10	9,000	10	11,000	10	13,000	10	15,000
15	13,500	15	16,500	15	19,500	15	22,500
25	22,500	25	27,500	25	32,500	25	37,500
50	45,000	50	55,000	50	65,000	50	75,000
100	90,000	100	110,000	100	130,000	100	150,000

KOREAN BANK ACCOUNTS

Some reasons you may want to open a local bank account:

- You will need one to set up Internet service which bills your account directly;
- If you set up separate Korean phone service at home, you can bill directly to your account
- You can use your Korean bank ATM card at most locations throughout the country if you need emergency won.

1. Find a local bank, bring your passport with you and Korean Won to deposit into the account.
2. You may bring a Korean national to translate, but it probably won't be necessary.
3. When completing forms use your Korean apartment address
4. Should take about 15 minutes to complete forms.

RELIGIOUS SERVICES

Although it requires some digging, there are several options for churchgoers within your new community. Both Daegu and CFAC have services on Sundays and CFAC also streams its services live. Although the following list is not complete, here are some options for English speaking services in Busan. Reach out as well to the Chinhae Chapel, as they also keep a running list of churches in the area *with maps* that is updated every six months. Remember many Korean speaking churches are extremely welcoming as well. ** service times are subject to change

Busan Cathedral, Anglican Church of Korea

Location: Jung-gu Time: Every 1st and 3rd Sunday at 1400
Email: busancathedralenglishmission@gmail.com
FB: @BusanAnglicanCathedralEnglishMission

Redeemer International Community Church (ND)

Location: Millak Time: Sunday at 1100 TEL: 051-742-3332
FB: @redeemericc Email: redeemericc@gmail.com
Web: redeemerkorea.org

New Philadelphia Church (ND/Evangelical)

Location: Gwangan Time: 1400 Tel: 051-932-6832 Email:
caleblee@newphilly.cc Web: newphiladelphiachurch.com/
visit/Busan/ Note: Childcare & Sunday School available

Onnuri Methodist Church (Location: Jangsan) TEL: 010-7570-9171 Email: schmer@hotmail.com

Hosanna International Ministry (Location: Hadan) TEL: 010-3093-0660 him.hosanna21.com

Antioch International Ministries (AIM) Evangelical Presbyterian. Location: Suyeong Time: 1100
TEL: 051-714-6530 tinfo@aimchurch.com or aim4jesus@gmail.com Web: aim-church.com

Church of Jesus Christ of Latter Day Saints

The Ward POC changes often. However, there are meeting houses located in Haeundae & Gwangan. Visit: <https://www.lds.org/maps/meetinghouses> for current info.

Sooyoungro Presbyterian TEL: 051-714-6530 FB:

@syrmahanaaim Time: English Service 11am

Choryang Catholic Church Location: Choryang

Time: Sundays at 1600 TEL: 051-441-6403 or 051-467-1209

*Also visit FB Group: Catholics in Korea

Mosque Busan (Masjid mosque)

Location: Near Dussil Station, Exit 8. Times: While mostly in Korean, Provides computer class, Arabic, English, and Islamic Lecture. Friday Prayers at 1300. TEL: 051-518-9991
Web: www.busanislam.or.kr

Freedom Church International (Christian)

Location: Jeonpo TEL: 010-4431-3733 FB: Freedom Church International Email: david.copron@bolmintl.com
Time: Sun- day 1100 & 1330, Bible Study Friday 1830-2000

Annunciation Greek Orthodox Church

Location: Chung-gu Time: Divine Liturgy Sunday at 1000, Great Vesper Saturday at 1700 TEL: 051-462-3819
Email: aleko-xan@hanmail.net

Busan Israel House (Jewish)

Location: Centum City *Note: This is a cultural center and holocaust museum. It does not offer Shabbat Services but does offer hospitality, classes, and fellowship Hours: Tuesday through Saturday 1100-1700. TEL: 051-780-8946
Email: busanisraelhouse@gmail.com
Web: www.israelhouse.org

ON INSTALLATION

CFAC Navy Chapel

TEL: 050-3363-5388

Catholic: 0900-1000.

Protestant 1030-1130

Camp Carroll DSN: 315-765-8417

Protestant 1000, Catholic 1300

*On base service times are subject to change.

Camp Walker DSN: 315-764-4498

Catholic 0900, Protestant 1100,

Gospel Service 1230,

Contemporary Service 1700,

Church of Christ 1100

Jewish and Islamic worshipers should also reach out to the numbers above for information on Chaplains assigned to Area IV (Daegu).



CLREC Navy Global Deployer

Official app of the
Center for Language, Regional Expertise, and Culture
Now Available for Download to Apple iOS and
Google Android Mobile Devices!

An official US Navy mobile application, produced by the Navy PMW 240 Program

What is the CLREC Navy Global Deployer Application?

CLREC Navy Global Deployer provides Navy personnel with training products, courses, and aids designed to increase their understanding of countries and people groups worldwide. A product of the Center for Language, Regional Expertise, and Culture (CLREC), this version of the app focuses on the Fleet Concentration Areas of Bahrain, Italy, Japan, The Philippines, South Korea, and Spain.

The app helps users understand cultural and societal norms unique to each country in an effort to promote international good will and understanding. The objective is to prepare Navy personnel to interact successfully and cordially with local populations while living in or visiting foreign countries. These interpersonal skills are essential to the success of the Liberty Mission and American presence in strategically vital areas around the world.

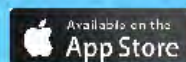
For each nation, CLREC Navy Global Deployer provides useful information on such topics as language, history, geography, people, ethnic groups, religious institutions, societal norms, behaviors, etiquette, and culturally appropriate behaviors. The CLREC Navy Global Deployer App is divided into the following sections for each nation:

- **Culture Training** – This section offers the Operational Cultural Awareness Training (OCAT) presentation for each country.
- **Culture Card** – The card provides information on each country's geography, government, language, and culture.
- **Etiquette Guide** – This section offers information on everything from cultural values to common nonverbal gestures.
- **Language Phrases** – This section provides useful common phrases, including audio recordings to assist the user with accurate pronunciation.
- **Language Guide** – This section provides tools and resources for autonomous language learning.
- In addition, the app includes **General Resources**, **Emergency Resources**, and a **Favorites** section for bookmarking.

The CLREC Navy Global Deployer application offers an all-in-one approach to learning about new languages, cultures, and ports of call. More countries will be added in the future. Download yours today!



Download CLREC Navy Global Deployer TODAY!



Google Android App Store:
[Download CLREC Navy Global Deployer](#)
Apple iTunes App Store:
[Download CLREC Navy Global Deployer](#)



HELPFUL INFO FOR #LIVINGINKOREA

**Neither the Department of the Navy nor the Fleet & Family Support Center nor any other component of the Department of Defense has approved, endorsed, or authorized this product/service.



Check out these great military and local FB pages /groups to meet your new community in South Korea!

OFFICIAL NAVY & RELATED ORGANIZATIONS

U.S. Forces Korea

U.S. Navy Korea

Commander, Fleet Activities Chinhae

CFAC Ombudsmen

CFAC Chapel

Busan Community (Military Families)

Busan Community FRG

Chinhae Community (Navy Base)

KoreaFFR—all things FFSC/MWR/CYP for Chinhae and Busan

LOCAL COMMUNITY GROUPS

BUSAN:

Mums and Tots Busan

Expats in Busan

People in Busan

Busan Food

Busan Veggie Club

Busan Buy and Sell

Busan Wellness

CHINHAE

Chinhae sell, swap, or trade

Chinhae Foodies

Changwon Expats

Changwon flea market

PET/ANIMAL RELATED

Everything Paws Korea

Animal Rescue

Network Korea

BusanPets

Buy & Sell Pet-Related Items

TIP #1 Search for other groups using the city name, hobby or interest to find like-minded people for salsa dancing, board games, sewing/crafts, hiking, language exchange etc.!

TIP #2 Once admitted to the group, use the search feature to query the topic you are interested in to see relevant posts (& avoid clashing with the sometimes grumpy old timers in the groups).



Helpful Websites for moving to, living, & working in Korea

Commander Fleet Activities Chinhae https://www.cnfc.navy.mil/regions/cnfc/installations/cfa_chinhae.html

Commander Navy Forces Korea <https://www.cnfc.navy.mil/regions/cnfc.html>

U.S. Forces Korea <http://www.usfk.mil>

Military Installations Directory <https://installations.militaryonesource.mil/>

Military Relocation and more <http://www.militaryonesource.com>

Military financial entitlements <http://www.defensetravel.dod.mil>

Leave and Earnings Statement <https://mypay.dfas.mil>

Track your POV <https://www.pcsmypov.com/>

Foreign currency exchange rates <https://www.xe.com/> or <http://www.x-rates.com>

Stars & Stripes - Welcome to the Pacific https://epub.stripes.com/?issue=Welcome-to-Pacific-K_300519

Korea Bound https://issuu.com/usnavykorea/docs/korea_bound_interactive_hq

Official Korea Tourism Organization: www.visitkorea.or.kr

City of Chinhae <http://eng.changwon.go.kr>

Local Website <https://www.changwonderful.com>

City of Busan <http://english.busan.go.kr/index>

South Korea English New & Events <https://haskorea.com/>

Various news and article by Ministry of Culture, Sports & Tourism, etc. www.korea.net

Publications (Monthly English e-magazine & periodicals) <http://kstore.korea.net/publication>

Korea - advice, buying, selling, and resources: www.koreabridge.net



USEFUL APPS FOR #LIVINGINKOREA

**Neither the Department of the Navy nor the Fleet & Family Support Center nor any other component of the Department of Defense has approved, endorsed, or authorized this product/service.

TIP: Have someone write your home address in Hangul in your phone so you can easily copy & paste into apps

NAVIGATION & TRAVEL

Naver: “Korea’s Google” but it does so much more from providing (accurate) navigation, bus schedules, and restaurant reviews. **TIP: Make an account to save “pins”.**

KakaoMap: Navigation guidance and traffic up- dates whether you are travelling on foot (plus hiking trails and distances), car, or public transportation. Naver and Kakao maps both include speed trap camera notifications.

Waze: Search locations by name or genre in English or Korean with estimated arrival times based on current traffic conditions, construction, and even reported accidents. **TIP: Only GPS that shows military bases.**

Google Maps: Not as great as in the U.S. but if you know where you want to go, it is a great tool.

Kakao T: Korea’s version of Uber— use an address or enter a precise GPS pin drop using English features! Includes taxi calling, navigation service, and parking maps. **TIP: Need to make a Kakao Talk account first.**

Kakao Metro: Option of looking at the metro map, planning your trip, checking the price.

Kakao Bus: Pull up a map, locate a bus stop, and view the schedule of every bus at that stop. It reports in real time the wait for upcoming arrivals and makes suggestions based on your current location to get to frequently travelled stops. **Tip: You can even set alarms for upcoming buses or to remind you when to disembark.**

Korea Rail Map: Covers all major subway systems in Korea, allows you to search stations by name, switch to street view, and jump to your present location.

Busan Travel map: Developed for on-foot GPS navigation, this great app allows you to download offline maps

Visit Korea: Official guide offers info on Korea’s beautiful attractions, delicious foods, comfortable accommodations, exciting festivals, shopping, and more for an all-in-one resource.

Kakao Talk: Texting & Phone app. Make a username and then you don’t have to remember your long Korean phone number!

FOOD & SHOPPING

Foursquare: Search nearby restaurant types or browse what is in your area. Pull up a map and its GPS feature will take you straight to the building for your next meal.

Yo Gi Yo: Order food from favorite local joints right to your own front door! From Lotteria, to Mom’s Touch or Burger King, the app provides dozens of choices, expected delivery times, and convenient reordering.

Shuttle: Delivery service from local restaurants for a small fee.

McDelivery: English menu and ordering. Pay with cash or card upon delivery.

HomePlus: Selection of many items from the HomePlus stores delivered to your door.

G Market: Think Korean Amazon! Use the app on your phone or Google Chrome the website for automatic English translation to find everything you need!

Coupang: Online shopping with more foreign and American items. Free shipping over 30,000w

TRANSLATION & LANGUAGE LEARNING

Papago: The preferred translation app by most locals because it fares better with common idioms and phrases.

Naver Dictionary: This Korean app has a great dictionary plus conversation and vocabulary learning tools

Google Translate: Translate text, handwriting, pics, and speech.

Drops: Word by word, Drops helps you learn new vocabulary through fun, fast-paced games with simple mnemonic images in just 5 minutes a day.

Lingo Deer: Designed by a team of professional language teachers, the interactive lessons and review exercises will train your reading, listening, speaking and writing skills in just 10 minutes a day.

Duolingo: Designed to help you learn languages easily and comfortably, so it doesn't feel like you're studying, but just playing a fun game.

AirVisual: Provides real time pollution numbers, health recommendations, and future forecasts in your surrounding area or city of choice.



**Fleet & Family Support Center
Command Navy Region Korea
FFSKorea@fe.navy.mil
<https://www.facebook.com/KoreaFFR>**